

**UNIFORM DRESS AND APPEARANCE REGULATIONS  
FOR THE AIR CADET ORGANIZATION  
(AP1358C)**



**INTENTIONALLY BLANK**



## NOTES FOR USERS

1. This manual supersedes ACP 20B Dress Regulations All policy letters issued up to and including Dec 11 have been incorporated.
2. Further changes to the Air Cadet Organization Dress Orders will be notified by amendments issued bi-annually or earlier if required.
3. The wearing of military uniform by unauthorised persons is an indictable offence under the Uniforms Act 1894. Offenders are liable to arrest when intending to deceive by purporting to be a military person.
4. Personal Clothing System (PCS) Combat Uniform (CU) will be referred to as PCS-MTP throughout this document.

## CONTENTS

1. General Instructions on Uniform Dress and Appearance
2. Air Cadet Organization Orders of Dress (Male personnel)
3. Air Cadet Organization Orders of Dress (Female personnel)
4. Air Cadet Organization Distinguishing Insignia
5. [Civilian Instructor and Padre's Orders of Dress \(Not complete\)](#)
6. [Bands – National / Regional / Wing / Sqn Orders of Dress \(Not complete\)](#)
7. VGS (Male and Female) Orders of Dress

**CHAPTER 1**  
**GENERAL INSTRUCTIONS**

<b>Contents</b>	<b>Para No</b>
<b>UNIFORM DRESS</b>	
Introduction	0101
Authorised Patterns	0102
Orders of Dress	0103
Scales of Clothing	0104
Initial Outfitting Allowances and Maintenance of Service Clothing	0107
Wearing of Uniform In Public (UK)	0109
Wearing of Uniform By Other Ranks after Discharge	0114
Wearing of Uniform In Foreign Countries	0115
Wearing of Uniform At Private Weddings, Civil Partnership Registrations and Funerals	0116
Wearing of Uniform by Retired RAFVR(T) Officers	0117
Wearing the Uniforms of Voluntary Organizations	0118
Dress for ACO Duty Personnel	0119
Name Badges	0120
Dress for Passengers – Air and Sea Movements	0121
Dress for ADCs	0122
Dress when Off Duty and for Social and Sporting Events	0123
Wearing of Head-Dress	0125
Motorcycle and Bicycle Crash Helmets	0127
Canes, Pace Sticks and Sashes	0128
Sunglasses	0129
Temporary/National Emblems	0131
Mourning Bands	0133
Female Hosiery	0135

Umbrellas	0136
Cufflinks	0137
Gloves	0138
Stable Belts / Female Money Belts (Optional Extras)	0139
Handbags, Briefcases, Rucksacks, Sport Bags and Holdalls	0140
Boots and Overshoes	0141
Scarves	0142
Ballgowns	0143
Inspection of Kit	0144
Valeting of Uniforms	0145

## **APPEARANCE**

Growth of Hair & Beards – Male Personnel	0146
Hairdressing and Cosmetics – Female Personnel	0149
Wearing of Trinkets & Jewellery – All Personnel	0152
Charity Wristbands	0154
Body Piercing – All Personnel	0155
Tattoos – General Guidance	0156

## UNIFORM DRESS

### Introduction

**0101.** The regulations in this publication supersede all previous publications. They apply to all RAFVR(T) commissioned officers, WO (ATC), ACO non-commissioned ranks and cadets serving in the Air Cadet Organization. These regulations do not apply to Regular members of the RAF, RAF (FTRS) or RAFR appointments working within or supporting the ACO who are governed by RAF Dress Regulations contained in AP1358.

### Authorised Patterns (QR 194)

**0102.** The only patterns of dress and insignia to be worn with RAF uniform are those authorised by the Ministry of Defence (Air Force Board Standing Committee (AFBSC)). Badges awarded locally by ATC or CCF Units should not be worn. Patterns and/or specifications for approved items are held by the Defence Clothing Team (DCT). Personnel who obtain items of uniform that they buy from other supplies, other than RAF stores, are responsible for ensuring that they conform to the approved patterns. Personnel are not allowed to wear uniform clothing, even if privately purchased which does not conform to the regulations as laid down herein. The prescribed patterns are to be adhered to and personnel will be responsible for the cost of replacing or restoring to the approved pattern any articles (including footwear) that they alter without authority or which are so altered as a result of their instructions.

### Orders of Dress

**0103.** Chaps 2, 3, 5 and 6 show illustrations and detail individual 'Orders of Dress'.

### Scales of Clothing

**0104. RAF GAI 1033** lists the entitlement of free-issue clothing to officers on first appointment and the mandatory items which are to be purchased from their initial outfitting allowances at the appropriate stages of service.

**0105.** JSP 886 Vol 6 Part 5, details the following scales:

- a. **Scale C704 – C705** – lists entitlement to initial free-issue clothing for ATC Male and Female commissioned ranks.
- b. **Scale C706 – C707** – lists entitlement to free-issue clothing for Warrant Officers (ATC) and SNCO (ATC).
- c. **Scale C708** – lists entitlement to free-issue clothing to ACO Civilian Instructors – Male/Female.
- d. **Scale C709 – C710** – lists entitlement to free-issue clothing to ATC Male and Female Cadets.
- e. **Scale C711** – lists entitlement to initial free-issue to officers and free-issue to Warrant Officers (ATC) of SATTs.
- f. **Scale C712 – C713** – lists entitlement to initial free-issue clothing to CCF (RAF) Male and Female commissioned ranks.
- g. **Scale C714 – C715** – lists entitlement to free-issue clothing to CCF (RAF) Male and Female School Staff Instructors.
- h. **Scale C716 – C717** – lists entitlement to free-issue clothing to CCF (RAF) Male and Female Cadets.
- i. **Scale C718** – lists entitlement to initial free-issue to officers and free-issue to Warrant Officers (ATC), SNCO (ATC) and Students of the ACO Junior Leaders Course.

**0106.** The military outfitters who are advised of any changes by DCT already know full descriptions and purchase instructions for bespoke items.

### **Outfitting Allowances and Maintenance of Service Clothing**

**0107. Officers.** On initial appointment, officers and officer cadets of the ACO receive free-issues of certain clothing, with a one-off allowance payable to female officers for the purchase of tights/stockings. An annual allowance for the upkeep of scaled uniform items will be paid to all officers subject to them fulfilling the annual attendance requirement. The payment will be paid directly by HQAC into an individual's bank account in November of each year. All flying, specialist and protective clothing is issued and maintained at public expense.

**0108. Non-commissioned Ranks, Civilian Instructors and Cadets.** Initial and replacement issues (iaw the time scales held by Supply Squadron) of all ACO personnel uniform clothing, are free of charge, with the exception of premature replacements occasioned by individual neglect or culpability.

### **Wearing of Uniform in Public (UK)**

**0109.** The wearing of uniform in public demands the highest standards of dress, bearing and behaviour, and all personnel must be aware that they are effectively representing the ACO and the RAF. A higher public profile for the ACO through the wearing of uniform in public should have a positive effect on the ACO in the public eye. It is therefore incumbent upon all those wearing uniform to be aware that it is their duty not to bring the ACO into disrepute as a result of their demeanour or actions, or otherwise to impact adversely on the efficiency or reputation of the ACO.

### **General**

**0110.** The order of dress on different occasions is set out below:

- a. Uniform is to be worn by all ACO personnel while on duty, except when authority to the contrary is given, and on such other occasions as may be ordered.
- b. The type of uniform to be worn by ACO personnel is laid down in the follow-on chapters of this document. Those RAFVR(T) officers who hold commissions in other branches of the Reserve when on duty with the ACO are to wear the uniform and rank appropriate to their RAFVR(T) commission.
- c. A mix of civilian and military clothing is not to be worn or the mixing of military clothing (such as blues and combats). The exception is when travelling by motorcycle/bicycle when it is accepted that uniform does not provide the necessary protection.
- d. All of the occasions outlined below can be changed at the discretion of OC Wg/Wg ExO/Sqn Ldr CCF, HQAC taking into account, for example, security assessments and appropriate single-Service guidance. Security guidelines for the wearing of uniform in public are promulgated in JSP 440 Defence Manual of Security Part 7 Sect 1 Chap 7.



**0111. Occasions on which uniform should generally be worn:**

- a. On duty within the ACO unit.
- b. On duty outside the ACO unit e.g. ACO and formal military/cadet events and working parties.
- c. Representing the ACO e.g. during visits to affiliates i.e. RAFA, Girls Venture Corps, Scouts etc.
- d. At events sponsored by Service-related organizations e.g. SSAFA Big Brew and RAFA Wings Collection.
- e. Participating in military parades e.g. Battle of Britain, Remembrance Day, Freedom Parades, and Military/State Funerals.
- f. Participating in Royal events e.g. Royal Garden Parties, Reviews, Parades, Investitures, visits and ceremonial parades for foreign Royalty or Head of State.
- g. On specific occasions designated by the OC Wg / Wg Ex O / Sqn Ldr CCF HQAC.

**0112. Occasions on which the wearing of uniform is encouraged (subject to OC Wg / Wg Ex O / Sqn Ldr CCF HQAC direction on advice and including security and threat assessments):**

- a. Travelling from place of duty to place of duty. Uniform should be worn irrespective of the method of travel e.g. public or private transport or on foot.
- b. Travelling to and from residence to place of duty and visits to civilian amenities e.g. bank, garage, shopping, coffee shops. Uniform may be worn irrespective of the method of travel e.g. public or private transport or on foot.
- c. When authorised by the OC Wg / Wg Ex O / Sqn Ldr CCF HQAC attending events e.g. civil or Service wedding, graduation ceremonies.

**0113. Occasions on which uniform is not to be worn:**

- a. Visits to licensed premises (including when not consuming alcohol), except when specifically approved through the OC Wg / Wg Ex O / Sqn Ldr CCF HQAC.
- b. Representing a third party e.g. part-time employment outside of working hours.
- c. Functions where fancy dress is worn.

- d. Carnival processions and other occasions when the reputation or political impartiality of the ACO might be brought into question (e.g. political meetings).
- e. Hitchhiking.

#### **Wearing of Uniform by other ranks after leaving the ACO (Staff or Cadets)**

**0114. Non-commissioned ranks** are not to wear uniform after leaving the ACO. All items of uniform not privately purchased are to be returned to squadron stores – for recycling / disposal via parent unit.

#### **Wearing of Uniform in Foreign Countries (QR 198)**

**0115.** Except when serving with a British Force, ACO personnel are not to wear uniform whilst in a foreign country without having obtained the permission of the Service representative in that country. Such permission will usually be confined to personnel who are employed on duty, or attending Court or State ceremonies to which they have been officially invited. However, exceptionally, and under strict directives given by the appropriate Service Authority, requests to wear uniform for other suitable reasons, such as manoeuvres, weddings, etc, may be submitted for consideration. Such requests are to be submitted/referred to the following Chains of Command, WHQ, RHQ, and HQAC P Staff. For visits organised by ATC Sqns/CCF Sections, TG 3 should be consulted about the wearing of uniform (ACTO 51 explains).

#### **Wearing of Uniform at Private Weddings, Civil Partnership Registrations and Funerals**

**0116.** Subject to OC Wg / Wg Ex O / Sqn Ldr CCF HQAC approval and current security situations, personnel may wear No 1 SD at private weddings, civil partnership registrations and funerals. Prior to the event individuals are to check with their Wg/CCF staff who can liaise with RAFP or MOD Police regarding the current security situation.

**See Para 0115** regarding weddings in foreign countries.

#### **Wearing of Uniform by Retired RAFVR(T) Officers.**

**0117. Occasions when No 1 Service Dress may be worn.** Retired officers, who are permitted to retain their rank may wear uniform on the following occasions with prior permission from OC Wg / Wg Ex O / Sqn Ldr CCF HQAC.

- a. When attending:
  - (1) Investitures and Royal Garden Parties.

- (2) State ceremonial occasions.
  - (3) Parades in an official capacity, in connection with the celebration of the Sovereign's birthday.
  - (4) Their own wedding or other military weddings when the sponsor requests the wearing of uniform.
  - (5) When attending formal Service functions.
- b. When participating in an official capacity, in:
- (1) Non-Service parades.
  - (2) War Memorial services and associated parades.
- c. When inspecting or visiting:
- (1) ACO units in an official capacity.
  - (2) Units of the Combined Cadet Force (CCF) on behalf of the Ministry of Defence or Reserve Forces Cadets Associations.
  - (3) Other uniformed youth organisation under a RAF Recognition Scheme.
- d. When holding the appointment of Lord Lieutenant or Deputy Lord Lieutenant of a county, High Sheriff or Sheriff and discharging the duties of that appointment. (Lieutenancy insignia may not be worn on RAF dress but entitled RAF flying badges may be worn on the Lieutenancy dress).

### **Wearing the Uniform of Voluntary Organizations. (QR J200)**

**0118.** ACO personnel may wear the uniform of non-political voluntary organizations (e.g. St Johns Ambulance Brigade, The Salvation Army, and the Scouts, etc) on appropriate occasions provided there is no interference with Service duties and obligations but they may not wear the uniform of political organizations.

## **Dress for ACO Duty Personnel**

**0119.** Dress for ACO duty personnel, e.g. Duty Officer, Orderly Officer etc, should be published by Camp Commandants in accordance with HQAC policy (ACP 237 refers). Whilst the wearing of No 1 Service Dress (No 1 SD) is usually to be reserved for ceremonial and formal occasions, OC Wg / Wg Ex O / Sqn Ldr CCF HQAC may authorise its use by duty personnel when they consider this to be appropriate.

## **Name Badges**

**0120.** ACO personnel are to wear name badges only when attending courses held at the Adult Training Facility at RAFC Cranwell and other recognised training courses that require student's recognition by staff and only worn for duration of the Course. The badge is to be worn centrally above the right breast pocket of the shirt or horizontally 2.5 cm just below the right shoulder pad of the jersey. Name badges of any description are not to be worn on CS 95.

## **Dress For Passengers – Air and Sea Movements**

**0121.** Dress regulations for air and sea travel will be dependant upon travel method, destination and/or type of move. Details will normally be as detailed in instructions issued by HQAC, Rgnl and Wg HQs to Sqn COs.

## **Dress for ADCs**

**0122.** As appropriate to their ranks and the occasion, Service uniform may be worn by the RAFVR(T) officer appointed as ADC to the Lord Mayor of the City of London.

## **Dress When off Duty and For Social and Sporting Events**

**0123.** All ACO personnel should normally wear civilian clothes when they are not required for duty. However, Officers, WO (ATC) and SNCO (ATC) may wear uniform on the following occasions.

- a. At formal functions in an Officers' Mess, Sergeants' Mess or Junior Ranks' Club, when the appropriate form of dress is No 1, 4 or 5 SD uniforms. When attending an informal function in any of these Messes, Officers, WO (ATC) and SNCO (ATC) and Padres/Civilian instructors will wear suitable civilian dress as detailed in Mess Dress Regulations.
- b. At Inter-Service boxing tournaments No 5 Mess Dress is normally worn. Dress at RAF boxing tournaments is to be at the discretion of the Station Cdr of host station.

**0124.** Notwithstanding the above, OC Wg / Wg Ex O / Sqn Ldr CCF HQAC have the discretionary power to order that uniform be worn on particular off-duty occasions, should they consider it necessary, observing the security threat level.

## Wearing of Head-dress

**0125.** When wearing uniform outdoors, on or off base, head-dress is to be worn by all personnel in the following manner:

a. **No 1 SD Hat.** The No 1 SD hat is to be worn so that the bottom of the hat is 25mm above the eyebrows, the front of the hat level and the badge positioned centrally. The chinstrap is to be taut and positioned to cover the blue seam between the hatband and peak. The No 1 SD hat is not to be worn with CS 95/MTP or other forms of combat dress. Under no circumstances are members of the ACO to wear the No 1 SD hat designed for use by the Queen's Colour Squadron. This includes any of these hats bought privately.

b. **Forage Cap.** The forage cap, which is an optional extra at own expense for Officers, WO (ATC) and SNCO (ATC) only, is worn tilted to the right so that that front edge is approximately 25mm above the eyebrows and the side edge is approximately 12mm above the right ear. The material is blue/grey worsted barathea of standard styling for wg cdrs and below; for gp cpts the cap is piped in Minerva blue. The forage cap is not to be worn with CS 95 or other forms of combat dress.

c. **Beret.** The beret is to be worn so that the black band is horizontal around the head and 25mm above the eyebrows. The surplus material is to be pulled down over the right ear and the badge clearly displayed in a position directly above the left eye. The adjustment ribbon is to be secured with a knot and the surplus ends hidden from sight. The beret is to be worn only with CS 95 or other forms of combat dress.

d. **Turbans.** Officers, WO (ATC), SNCO (ATC) and Cadets of Sikh religion may wear turbans of the approved Service pattern and colour, instead of uniform head-dress. The appropriate cap badge is to be fitted centrally on the turban with its base at the apex of the triangle of the headband. When necessary to wear specialist headgear such as combat helmets or flying helmets the turban has to be removed and the patka (mini turban) may be worn.

e. **Hijabs.** Muslim females may wear Hijabs of the approved pattern and colour under their uniform head-dress except when training or health and safety considerations dictate otherwise. It is worn without cap badge under the hat outdoors and without hat indoors. The hijab is to be worn in such a way that rank slides are visible at all times.

f. **Yarmulke.** A male member of the Jewish faith may wear a dark plain patterned yarmulke whenever he removes other head-dress.

**0126.** Hats need not be worn: **(QR 202)**

a. When indoors at designated place of work.

b. When in FOD hazard areas.

- c. When attending a church service (female personnel excepted).
- d. Male personnel, other than members of the Jewish faith or of other religions which require the head to be covered on solemn occasions, when in civil or Service courts and when taking oaths, are to have the head uncovered whenever they take oaths. (AP 3265 – Guide to Legal Procedures).
- e. When otherwise ordered.

### **Motorcycles and Bicycle Crash Helmets**

**0127.** With the exception of Sikhs wearing turbans, personnel are to wear civilian pattern crash helmets when riding motorcycles; they may wear civilian pattern cycle helmets when riding bicycles. Personnel are to conform to the law, in or out of uniform when riding motorbikes. When in uniform the head-dress appropriate to the uniform worn is to be carried. With the exception of protective head-dress the mixing of uniform and civilian dress is forbidden; either full uniform or full civilian dress is to be worn when riding motorcycles or bicycles.

### **Pace Sticks, Canes and Sashes**

**0128.** Only the following uniformed personnel are permitted to carry canes or pace sticks in the performance of their drill duties within a parade square. When using these on Military stations, permission is to be obtained through the Station Warrant Officer (or equivalent appointments in other Services).

- a. Pace sticks – by WO (ATC) and SNCO (ATC) drill instructors who have completed the ATF SSDIC course and only when actively engaged in drill instructional duties. The pace stick is not to be painted, altered or defaced in any way that results in a deviation from the original pattern and colour.
- b. Canes may only be carried on Corps duties by the CACWO and Regional WO. The colour is to be dark Oak.

### **No types of swagger sticks are to be carried in uniform by any ACO personnel**

**NOTE.** Chief of Air Staff's Warrant Officers (Rosewood cane).

Station Warrant Officers (Black cane).

Command Warrant Officer (Reserves) (Ash cane).

- c. ACO personnel are not authorised to wear sashes.

## Sunglasses

**0129. Occasions for Wear.** Epidemiological evidence exists which links sunlight exposure to certain eye diseases. Where the OC Wg / Wg Ex O / CCF CC is aware of a hazard to health through exposure to sunlight, as a consequence of duty, an individual may be permitted to wear Service issue (if scaled) or suitably styled civilian purchased UV blocking sunglasses as follows:

- a. **VGS Personnel** engaged in flying duties are to adhere to current flying safety regulations. On all other occasions they are to adhere to the rules below.
- b. **Non VGS Personnel.** On health and safety grounds, suitable civilian purchased sunglasses may be worn with uniform, outdoors, both in UK and overseas. For similar reasons, personnel employed on Service duties such as air traffic control and driving duties, etc, may wear sunglasses (Camp Comdt for all ACO personnel through Stn Cdrs). On all other occasions discretion to be used by OC Wg / Wg Ex O / CCF CC.
- c. **Medically Prescribed Tinted Spectacle and Sunglasses.** Non-Service issue prescription tinted spectacles or sunglasses, prescribed for health reasons, may be worn with uniform at all times either in the UK or overseas. However, in style and colour, they are to accord with the instructions detailed in Para 0130, b, below.
- d. **Parades.** Non-prescription sunglasses are not to be worn on parade / formal occasions unless specifically authorised.

**0130. Authorised Patterns.** Only the following pattern of sunglasses are authorised for wear with uniform:

- a. **Service Issue Sunglasses.** Only those ACO personnel engaged on Flying Duties are entitled to Service issue sunglasses (one pair); these are available through the normal supply chain.
- b. **Civilian Sunglasses.** At the discretion of OC Wg / Wg Ex O / Sqn Ldr CCF or CC at camp (with Stn Cdrs permission) civilian glasses of a plain sober pattern may be worn with uniform. They are to be unobtrusive in style and neither eccentric nor “eye catching”. Frames are to be of standard style and colour; bright or multi-coloured frames are not permitted. Lenses are not to be mirrored and are to be of a dark colour similar to the Service issue.

## Temporary/National Emblems

**0131.** No unauthorised ornament or emblem is to be worn with uniform. The following exceptions are permitted,

- a. The national flower or emblem on St George’s, St Andrew’s, St David’s and St Patrick’s Day, according to nationality, provided the wearer is **not on parade.**

b. **Remembrance Day Poppy.** The poppy may be worn on uniform from the onset of sales and they are to be removed after the National and local observation of remembrance has concluded each year. Poppies are to be of a standard style and not to be defaced (i.e. the green leaf is not to be removed). However the Royal British Legion Scotland poppies are of a different design from those in England, they have 4 petals and no green leaf. Poppies are to be worn on Remembrance Parades by all ACO personnel involved in the commemoration.

c. Flags and emblems on the authorised day provided the wearer is **not on parade.**

**0132.** Emblems (including the poppy) are to be of conventional dimensions and are to be worn immediately above the right breast pocket (preferably inserted in the button hole) of the of the No 1 SD jacket and in the corresponding position on warm-weather dresses, jerseys, CS95 field jacket and shirts. In order to avoid damaging the waterproof materials, emblems should not be worn with the GPJ, CS95 gortex or jeltex outerwear.

### **Mourning Bands (QR J196)**

**0133.** Royal mourning (previously known as Court Mourning) is not generally observed by the armed forces. With the exception of private mourning (see (g) below) only officers and WO (ATC) are to wear mourning bands. During periods for which national mourning (previously known as Service Mourning) is ordered (QR J172), they are to wear bands, only in the following orders of dress and on the occasions listed below. A mourning band is a piece of black crepe 3¼ inches wide. It is worn on the left sleeve, positioned so that the bottom of the band lies two inches above the elbow.

#### **A mourning band is only worn on a No 1 uniform.**

a. Unless otherwise indicated by the family, officers attending Service funerals in uniform are to wear a mourning band. Officers on duty at these events will also wear mourning bands, whether in the procession, acting as ushers, or in another capacity. These rules apply to officers attending associated memorial services held on the same day.

b. Officers who wear plain clothes on duty during a period of National mourning are recommended to wear black ties.

c. WO (ATC) attending Service funerals in uniform, or acting as ushers are to wear mourning bands. They are not to wear them if they are on duty, in the procession (including bearer parties), lining the route or elsewhere. These rules apply to WO (ATC) attending associated memorial services held on the same day.

d. Mourning bands are not to be worn at any other memorial services or other ceremonies such as the unveiling of memorials and Remembrance services.

e. When ordered by a Commanding Officer, for example following the death of a member of the unit, or at reception ceremonies related to the repatriation of a body or remains, mourning bands are to be worn by officers and WO (ATC) only, and in accordance with the instructions at (a)-(c) above. Bearer parties are not to wear mourning bands.



f. When, exceptionally, ACO personnel wear uniform in private mourning (for example at a family funeral) they may wear a mourning band if so desired. This is the only occasion on which ACO personnel below the rank of WO (ATC) may wear mourning bands.

**0134.** The Ministry of Defence will issue instructions for the observation of National mourning. Mourning bands are to be demanded through HQAC Logs 1b.

### **Female Hosiery**

**0135.** The approved uniform dress hose colour is as follows:

- a. **In UK.** Nearly black stockings or tights are to be worn with the No 2 SD skirt. When on parade in No 1 SD Skirt, 15 Denier – Nearly Black stockings or tights or are to be worn (available through M&S and other outlets). Black issue socks are worn with No 1 SD and No 2 SD trousers.
- b. **Warm Weather Areas.** Beige hosiery is to be worn with No 6 SD (KD) skirts and frocks (Overseas Sqns only). When wearing blue uniform the rules above apply.

### **Optional Dress Items**

**0136. Umbrellas.** Personal umbrellas may be carried for use by all personnel whilst in uniform, except when on parade or participating in other ceremonial occasions. They are to be plain handled and black in colour.

**0137. Cufflinks.** Cufflinks prescribed for officers and WOs with formal orders of dress are to be plain gold or have similar appearance. WO (ATC) and SNCO (ATC) may also wear cuff links of this specification with the optional version of No 4 & 5 dress. Service related cufflinks (for example, the RAF Benevolent Fund heart roundel) may be worn by all ranks with No 2A dress, subject to Wing discretion only.

### **0138. Gloves.**

a. **Officers & WO (ATC).** Regardless of season, Officers and WO (ATC) are to wear brown leather gloves on the following occasions:

- (1) On all parades in No 1 SD.
- (2) When ordered on ceremonial and other formal occasions. Additionally, brown gloves may be worn or carried when in No 1 SD (unconnected with ceremonial) or working dress.

b. **SNCO (ATC).** Personnel may wear official pattern black leather gloves when ordered on ceremonial and other formal occasions. Additionally, black leather gloves may be worn or carried when in No 1 dress (unconnected with ceremonial) and working dress.

- c. **Cadets.** Black leather gloves may be worn in cold weather. White gloves (not gauntlets) are to be worn by all bearers and escorts when parading Banners

**0139. Stable Belts / Female Money Belts / Drill Instructors White Belts (Optional Extras).**

- a. The only recognised stable belts permitted for wear with uniform are the RAF stable belts. All styles of belt are optional extras, available for all male and female personnel of the ACO and purchased at private expense. Additionally, females may continue to wear the approved 'optional' blue woven money (purse) belt. Unless otherwise ordered, stable belts or female money belts may only be worn with No 2A, 2B, 2C. (7A and 7B SD overseas Sqns only).
- b. Stable belts and money belts are not to be worn outside of jerseys or jackets at any time. The new RAF stable belt can now be worn by all members of the ACO.
- c. The RAF Regiment stable belt / RAF Police stable belt can only be worn by ex members of the RAF Regiment / RAF Police.
- d. The Drill Instructors White Courlene belt / slides fitted with the locket and union RAF Chrome clasp buckle, may be worn by ATF qualified Drill Instructors whilst on Drill duties only. This is the only belt that may be worn over the Jumper. (This is not issued or obtained through RAF Supply).

Note: Any other type of authorised ACO ceremonial parades must only use the simple brass and sliders only through demand for official occasions.

**0140. Handbags, Brief Cases, Rucksacks, Sports Bags and Holdalls.**

- a. **Handbags.** Except on parade and when in field clothing (CS95, DPM, etc) **only female** personnel may carry Service-issue handbags when wearing all other forms of RAF uniform. They are to be carried either over the left shoulder with the adjustable strap fully extended, or in the left hand if the strap is shortened by means of the press-studs.
- b. **Brief Cases.** Brief cases may be used, but they are to be of plain dark colour. Brief cases are to be carried in manner to permit the paying of compliments when necessary.
- c. **Rucksacks, Sports Bags & Holdalls.** Personnel may use plain, dark colour rucksacks, sports bags. Any logos are to be discreet. When carried over the shoulder they are to be worn in a manner to permit the paying of compliments when necessary. ACO personnel including RAFVR(T) Officers are not authorised to use the RAF issue rucksack.

**0141. Boots and Overshoes.** Except when on parade, in snow or icy conditions personnel may wear civilian-type boots, overshoes or wellingtons with uniform. The footwear is to be plain black with a heel not exceeding 37mm. They are to be made of rubber, leather or plastic and extend no higher than the base of the knee. This form of footwear is only permitted for outside wear, standard issue footwear is to be worn inside.

**0142. Scarves.** Except when on parade, a plain black scarf may be worn with No 2 uniform outer garments. The scarf is to be folded so that no more than 1 inch (2.5 cms) is visible above the neck of the outer garment.

**0143. Ballgowns.** At the discretion of the OC Wg / Wg Ex O / Sqn Ldr CCF / CCF CC, with permission from the PMC or CMC as appropriate, female officers, WO (ATC) and SNCO (ATC) may wear ball gowns at Officers' Mess and Sgts' Mess formal balls and Guest nights.

**0144. Inspections of Kit. (QR212).** The OC Wg / Wg Ex O / CCF CC is responsible for the standard of dress of all personnel under his command and may order inspections of Service issue items of kit whenever necessary for the maintenance of a satisfactory standard.

#### **0145. Valeting of Uniforms**

The following points are to be noted:

- a. The styling of uniform items is not to be altered by ironing in pleats or creases.
- b. Jacket sleeves are constructed to meet the physical silhouette of the arm in repose. When the arm is held stiffly in the "attention", ironed creases merely accentuate the distortion of the back of the jacket. Sleeves should be lightly pressed, using a damp cloth to iron out any lateral creases. This can be best achieved by using a sleeve board where available.
- c. Trouser creases are to be ironed into the front and rear of trouser legs top to bottom. Skirts creases to be ironed out using a steam iron and damp cloth.

### **APPEARANCE**

#### **Growth of Hair and Beards - Male Personnel. (QR209 & 210).**

**0146. Hair.** The hair of the head is to be well cut and trimmed. Sideburns are to be short and well trimmed and are not to extend below a line running through the mid point of the ear. Extreme styles of haircuts and colouring are not permitted. If the hair is dyed or highlighted, the colour chosen is to be natural and in a uniform shade appropriate to the individual.

- a. **Rastafarians.** Male Rastafarian hair is to follow the same general rules for other ACO personnel in that it is to be neat and tidy and not of an exaggerated nature. Dreadlocks are to be no longer than the collar and able to be worn with all types of military head-dress in such a way that is compatible with the image of the ACO.

**0147. Beards.** All male personnel are to be clean-shaven when in uniform. Beards may only be permitted on religious grounds or when specially authorised by OC Wg / Wg Ex O / Sqn Ldr CCF on medical grounds under the provisions of AP 1269. The beard is to be a full one and, with the exception of Sikhs & Muslims (see below); it is to be kept short and neatly trimmed.

- a. ACO personnel and applicants for uniformed appointments who wish to remain unshaven are to obtain a medical certificate to the effect that shaving will be injurious to health. The certificate is to be forwarded to HQAC through the Rgnl Comdt, OC Wg or Sqn Ldr CCF, who are to add their recommendations. Subject to such recommendations, authority will then be granted for applicants to remain unshaven for a maximum period of 2 years. This recommendation is then reviewed / renewed every 2 years.
- b. **Muslims.** Muslim personnel may wear short neatly trimmed beards.
- c. **Sikhs.** Sikhs may wear beards and their hair long in the Sikh tradition. The hair of the head is to be so arranged that it is placed under the turban.

For occupational or exercise reasons, where a hazard clearly exists, personnel authorised to wear beards on religious or medical grounds may be ordered to modify or remove facial hair to such an extent as to enable the correct wearing of safety equipment (flying equipment). However, during routine training or exercises the beard may remain unshaven.

**0148. Moustaches.** If a moustache is worn, the upper lip is to be unshaven and the moustache is not to extend below or past the edge of the mouth.

#### **Hairdressing and Cosmetics - Female Personnel.**

**0149.** Female personnel are to arrange their hair in a manner that permits the Service Dress cap to be worn correctly; hair is not to show under the front or peak of the cap and the style is to be kept neat and no longer than the bottom edge of the collar at the back of the Service jacket. Extreme styles of haircuts and colouring are not permitted, if the hair is dyed or highlighted, the colour chosen is to be natural and in a uniform shade appropriate to the individual. Narrow fabric covered hair bands (scrunches) may be worn with working dress, but must be inconspicuous and either of a similar colour to the hair or black. Fabric hair bands are not to be worn on parade. Combs, when worn, must be plain and of a similar colour to the wearer's hair. Exceptionally, when required on tasks or training which requires them to wear safety equipment, females with long hair may wear their hair in a ponytail if this facilitates safe fitting of such items. When the need to wear this equipment has passed, the hair must be put up. The OC Wg / Wg Ex O / CCF OC Test shall be the arbiter upon what is or is not an acceptable style or length of cut.

- a. **Rastafarians.** Rastafarian hair is to follow the same rules for other female personnel.

**0150.** In addition to the provisions of Para 0149, female VGS personnel who are required to wear flying helmets in the performance of their VGS duties are to wear their hair in a manner which:

- a. Is sufficiently short that the fit and stability of their flying helmet.

b. Allows the hair to fit completely and comfortably inside their flying helmet without the use of hairpins, clips or other hair-restraining device that might constitute an operational or flight safety hazard.

**0151. Nail Varnish & Cosmetics.** When in uniform female personnel are forbidden to use brightly coloured nail varnish and cosmetics of a conspicuous nature. Mixed nail colours and non-traditional colours such as blue, green, silver, black etc, are not permitted; only neutral colours are allowed. The OC Wg / Wg Ex O / CCF OC Test shall be the arbiters upon what is or is not an acceptable colour. When flying on any aircraft that requires the use of oxygen masks, the wearing of cosmetics of any kind is forbidden.

#### **Wearing of Trinkets & Jewellery.**

**0152. Males.** In the case of male personnel, the wearing of watch-chains and trinkets in such a manner as to be seen is not permitted when wearing uniform. The wearing of a wedding ring and/or one other plain signet or precious metal ring is permitted. A watch of inconspicuous style may also be worn. Thumb rings and tie pins are not permitted. Earrings are not to be worn.

**0153. Females.** The prohibition in Para 0152 is equally applied to female personnel who are similarly forbidden to wear jewellery when in uniform. They may, however wear a wedding and/or engagement ring plus one other plain metal ring. Thumb rings are not permitted. A watch of inconspicuous style may also be worn. Additionally, if ears are pierced, one small, unobtrusive plain yellow gold spherical stud earring may be worn in each ear lobe at all times except when on parade.

**0154. Charity Wristbands.** Policy regarding the wearing of charity wristbands is reviewed annually. Personnel may wear either of the following wristbands with No 2 and No 3 dress variants, RAFA, RAFBF and the Help the Heroes wristband In addition to those already listed cadets only, may wear the RAFA Youth wristband. Wristbands are not to be worn with formal orders of dress or for any other dress Inspections. The OC Wing / Sqn Ldr CCF HQAC shall be the arbiter upon what is or not an appropriate environment or occasion to wear charity wristbands.

#### **Body Piercing.**

**0155. All Personnel.** Where any part of the body, other than the ear lobe for women, has been pierced or prepared, whether for any ring, stud or sleeper, no such items are to be worn when on duty. Similarly, when not in uniform but on duty or representing the ACO, the wearing of body piercing jewellery, trinkets or rings etc is not permitted, nor at any time when it may be seen to hold the ACO in disrepute or adversely reflect upon the RAF. This ruling includes tongue studs.

#### **Tattooing – General Guidance (AP3392 Vol 5)**

**0156.** The ACO require personnel to present a high standard of appearance when on and off duty irrespective of the fashions prevailing amongst the civilian population. Tattoos and henna style markings should not to be visible when on a formal ceremonial parade, if they are not covered by the uniform they are to

be concealed cosmetically or by adhesive plaster of an appropriate skin tone. Visible Tattoos and henna style markings are permitted in normal routine (e.g. Parade nights) as long as they adhere to Para 0157.

**0157.** Tattooing is to be discouraged, and unacceptable tattoos or henna markings, whether ordinarily visible or not are not permitted. Such tattoos are defined as being any tattoo(s), excessive in size or number, obscene or offensive (e.g. racist, profane, blasphemous, anti-Semitic, overtly sexist, homophobic, drugs-related or of an extreme political nature).

**0158.** Detailed rulings and administrative instructions on tattooing are contained in AP 3392 Vol 5.

### **Safety on footwear.**

Footwear studded or tipped with ferrous metal also steel toe caps are not to be worn in dangerous areas. A dangerous area may be defined as any location where a flammable liquid vapour can produce a flammable air mixture. The following are the principal examples of dangerous areas on RAF stations:

- a. Kerbside pumps and fuelling points.
- b. Aircraft parks where refuelling or defuelling takes place.
- c. Stocks of flammable liquids in cans or drums.
- d. All parts of a fuel installation through which fuel is passed.
- e. Workshops, spraying bays, packing bays etc where solvents or spirits are in use, liquid oxygen bags and GRP (glass reinforced plastic) bags.
- f. When participating in Drill Activities.

INTENTIONALLY BLANK

## CHAPTER 2

### ACO ORDERS OF DRESS - MALE PERSONNEL





## Contents

## Para No

### Introduction

#### No 1 Service Dress

Occasions for Wear & Authorised Ensemble

**Illustration** - No 1 Service Dress (No 1 SD)

Orders of Dress - No 1 SD

**0201 - 0209**

#### No 2 Service Working Dress

Occasions for Wear & Authorised Ensemble

**Illustration** - No 2 (Full) Service Working Dress (No 2 SD)

Orders of Dress - No 2 SD

**Illustration** - No 2A (Long Sleeve) Routine Working Dress

Orders of Dress - No 2A (Long Sleeve) Routine Working Dress

**Illustration** – No 2B (Short Sleeve) Routine Working Dress – Adult Uniformed Staff only

Orders of Dress - No 2B (Short Sleeve) Routine Working Dress

**Illustration** – No 2C (Cadets) Routine Working Dress

Orders of Dress - No 2C (Cadets) Routine Working Dress

**0210 - 0218**

#### No 3 Service Dress – Field Clothing

Occasions for Wear & Authorised Ensemble

**Illustration** – Combat Soldier 95 (CS 95) / Personal Clothing System – Multi Terrain Pattern (PCS-MTP)

Orders of Dress – CS 95/PCS-MTP

**0219 - 0223**

<b>No 4 Service Dress - Optional Mess Dress</b>	<b>0224</b>
Occasions For Wear & Authorised Ensemble	
<i>Illustration</i> – No 4 Optional Mess Dress	
Orders of Dress – No 4 Optional Mess Dress	
<b>No 5 Service Dress - Mess Dress</b>	<b>0225 - 0235</b>
Occasions For Wear & Authorised Ensemble	
<i>Illustration</i> – No 5 Mess Dress	
Orders of Dress – No 5 Mess Dress	
<b>No 6, 7 &amp; 8 Service Dress (Warm Weather Areas) - RESIDENT SQN STAFF AND CADETS AT OVERSEAS UNITS ONLY (CYPRUS AND GIBRALTAR)</b>	<b>0236 - 0237</b>
Dates of Changeover	
No 6 Service Dress - Occasions For Wear	<b>0238</b>
<b>No 7 Service Dress (Warm Weather Areas) - RESIDENT SQN STAFF AND CADETS AT OVERSEAS UNITS ONLY (CYPRUS AND GIBRALTAR)</b>	<b>0239 - 0240</b>
No 7A Service Dress - Occasions For Wear & Authorised Ensemble	
<i>Illustration</i> – No 7A Routine Dress – Male All Ranks	
Orders of Dress – No 7A Dress – Male All Ranks	
<b>No 8 Service Dress - Mess Dress -Warm Weather Areas - RESIDENT SQN STAFF AT OVERSEAS UNITS ONLY (CYPRUS AND GIBRALTAR)</b>	<b>0241 - 0244</b>
No 8 Mess Dress - Occasions For Wear & Authorised Ensemble	
<i>Illustration</i> – No 8 Mess Dress	
Orders of Dress – No 8 & 8A Mess Dress	
<i>Illustration</i> - General Purpose Jacket and Gortex Rainwear – All Ranks	

## Chapter 2 – Introduction

This chapter illustrates, through a selection of explanatory notes and illustrations the various orders of dress for male ACO personnel and stipulates the occasions on which each type of uniform should be worn. In these regulations and tables, general reference to male officers, WO (ATC), SNCO (ATC) and cadets of the ACO are to comply with the orders of dress.

### No 1 Service Dress Uniforms – Male Officers, WO/ SNCO (ATC) and Cadets

#### 0201. Occasions for Wear.

- a. **No 1 Service Dress Uniform (No 1 SD).** The No 1 SD is to be worn on all formal and ceremonial occasions as ordered by MOD or Commanders in Chief (CINCs). Additionally, although No 1 SD is not normally worn on parade or formal occasions by those below the appointment of Wing Warrant Officer (ATC). OC Wg / Wg Ex O / Sqn Ldr CCF however, have the discretionary power to authorise its wear at other times. Before authorising its wear OC Wg / Wg Ex O / CCF OC Test are to ensure that all adult staff on parade or attending the formal occasion are similarly attired to maintain uniformity.

#### Authorised Ensemble

#### 0202. Hat. Only the service issue No 1 SD hat may be worn, as follows:

- a. **Officers.** Gp Capts and above wear a hat with an embellished patent peak; Wg Cdrs and below have a cloth-covered peak.
- b. **WO (ATC).** The WO (ATC) hat has an anodised badge depicting an eagle above laurel leaves, surmounted by a crown in lieu of the airmen's badge. (Only issued to RWO and WWOs).
- c. **SNCO (ATC).** Optional - Only the standard airman's No 1 SD hat, with a black patent peak and sewn on hat RAF cloth badge is to be worn by all ACO non-commissioned ranks when wearing No 1 SD uniform.
- d. **Cadets.** Optional - Cadets wear the standard airman's No 1 SD hat, with a black patent peak ensuring the correct ATC / CCF (RAF) cap badge is affixed and only worn by nominated cadets who are allowed No 1 SD uniform on the following occasions:

On appointment as Lord Lieutenant's Cadet.

ACO Representative Cadet attending the National Remembrance Service (Royal Albert Hall)

Graduate Cadets and Qualified Junior Leaders Cadets attending the Junior Leaders Graduation Dinner on the authority of Wg Cdr TG.

Individual cadets nominated to attend Special Functions or ceremonies where No 1 SD Uniform is considered the appropriate standard of dress. Authority for these individuals is to be sought from the following, for National Events, COS AC through Logs 1b HQAC, all other events the appropriate Regional Comdt or Wg Cdr CCF HQAC for CCF (RAF) sections.

With the exception of the cadet nominated by the Lord Mayor of the City of London all Mayoral Cadets are to parade at the Senior Officer's discretion in either No 2 SD or No 2A SD only.

**0203. Jacket & Trousers.** The No 1 SD uniform is manufactured as a suit, from the same length of fabric; therefore the jacket from one issue should not be worn with the trousers of another. All commissioned ranks and RWOs, WWOs and Corps Bandmaster wear the same style jacket. However, the following officers also wear plain shoulder boards:

- a. The Lord Mayor of the City of London ACO ADC is entitled to wear aiguillettes when on ADC duties, with plain shoulder boards/straps.
- b. WO and SNCO (ATC) can wear a part worn No 1 uniform (must be of the current design pattern) incorporating the eagle shoulder badge. These are not issue items and are not to be demanded through the RAF.

**0204. Ironing of No 1 SD.** The styling of the jacket is not to be altered by ironing-in pleats or creases. Uniform jacket sleeves are constructed to meet the physical silhouette of the arm in repose. When the arm is held stiffly in the "attention", ironed-in creases merely accentuate the distortion of the back of the jacket. Sleeves should only be lightly pressed, using a damp cloth, to iron out lateral creases; this can be best achieved by using a sleeve board. The No 1 SD trousers are to be worn with pressed in creases, front and back, extending the full length of each leg.

**0205. Shirt.** The Service issue long-sleeved wedgwood blue shirt is to be worn. It is to be worn with creases pressed in on each sleeve running from the centre of the epaulette to the cuff.

**0206. Tie.** A plain black Service issue tie is to be worn, secured with a windsor knot. Chaplains may wear a clerical collar with a spade stock.

**0207. Shoes.** Highly polished black leather Oxford pattern shoes are to be worn by officers and WO (ATC). All other ranks are to wear DMS shoes.

**0208. Gloves.** Brown Service issue leather gloves are to be worn by officers and WO (ATC) when on parade and at other times as ordered. White gloves are to be worn if handling the Corps Banner. If ordered, WO / FS / Sgts and cadets wear issue black leather issue gloves. Personnel may be required to wear white cotton gloves on certain ceremonial occasions.

**0209. Blue Sash.** No ACO personnel are authorised to wear the sash.

**No 1 SERVICE DRESS UNIFORM (No 1 SD) – MALE OFFICERS / RWO / WWO**



**Officer**



**RWO / WWO**



**WO/FS/SGT (ATC) & Below  
Optional not issue**

**ORDERS OF DRESS – No 1 SERVICE DRESS UNIFORM – MALE OFFICERS, WO AND SNCO (ATC)**

Short Description and Occasions for Wear	Uniform Items	Notes
<p><b>No 1 Service Dress Uniform</b> <b>(No 1 SD)</b></p> <p>Reserved for parades, ceremonial and other formal occasions, as ordered.</p>	<p><b>Hat:</b> No 1 SD Hat.</p> <p><b>Jacket:</b> No 1 SD.</p> <p><b>Trousers:</b> No1 SD Trousers (Note 1).</p> <p><b>Shirt:</b> Issue Long sleeve Wedgwood Blue.</p> <p><b>Tie:</b> Black Issue.</p> <p><b>Shoes:</b> Black issue, highly polished oxfords for officers and WO, DMS for other ranks.</p> <p><b>Gloves:</b> Brown leather for officers and WO (ATC), other ranks are to wear black issue leather. (Note 2-3-4)</p>	<ol style="list-style-type: none"> <li>1. To ensure correct hanging of the trousers, braces are to be worn.</li> <li>2. Regardless of season, officers, WO (ATC) are to wear brown leather gloves on parades when in No 1 SD and when ordered on other ceremonial and formal occasions. Additionally, brown gloves may be worn or carried when in No 1 SD unconnected with ceremonial.</li> <li>3. On certain occasions white cotton gloves and white belts will be worn by detailed personnel.</li> <li>4. On special Ceremonial occasions approved only by HQAC. Swords may be carried by officers and they must wear white gloves only with there uniform. (Sword drill training to be carried out by qualified DI (ARMS) instructor only).</li> </ol>

## **No 2 Service Working Dress – Male Officers, WO/SNCO (ATC) and Cadets.**

**0210. Occasions for Wear.** Except where a specific order of dress has been prescribed, the following types of No 2 Service Working Dress are permitted:

- a. **No 2 (Full) Service Working Dress Uniform (No 2 SD).** 2 SD is long sleeve shirt, tie and Jersey. All personnel may wear No 2 SD indoors and outdoors, as a routine working dress, throughout the year.
- b. **No 2A (Long Sleeved) Routine Working Dress Uniform (No 2A SD).** No 2A SD is long sleeve shirt no jersey mode and is always worn with tie. All personnel may wear No 2A dress, indoors and outdoors, as a routine working dress, throughout the year.
- c. **No 2B (Short Sleeved) Routine Working Dress Uniform (No 2B SD).** No 2B SD is short sleeve shirt mode and is never worn with tie. All personnel except Cadets may wear No 2B dress, indoors and outdoors, as a routine working dress, throughout the year.
- d. **No 2C (Restricted to cadets). Routine Working Dress Uniform (No 2C SD).** No 2C SD is long sleeve dark blue shirt mode and can be worn with sleeves rolled up or down, and is never worn with tie. Only cadets may wear No 2C SD, indoors and outdoors, as a routine working dress, throughout the year.

Illustrations and relevant Orders of dress are detailed at the end of this section

## **No 2 Service Working Dress – Authorised Ensemble**

### **0211. Hat.**

- a. **Officers, RWO / WWO.** Are to wear officer/WO No1 SD hat as issued with appropriate badge, or optional forage cap.

**Officer Cadets.** Officer Cadets wear No1 SD hat with a white band over the black mohair band when attending ATF OIC. The white band will be issued to them on arrival at RAF Cranwell conforming to the RAF College Regulations.

- b. **WO / SNCO (ATC).** Are to wear a beret; airmen's No 1 SD hat or forage cap are optional for WO / SNCO (ATC). However, these have to be purchased from non-service sources and must be of a current service pattern but not QCS style.
- c. **Cadets.** All cadet ranks wear a beret only.

**0212. Jersey.** Issue V or crew neck jersey. Stable belts are not to be worn outside the jersey. When worn with GPJ the bottom of the jersey is not to protrude below the waistband of the jacket.

**0213. Trousers.** Only the Service issue No 2 SD trousers are to be worn. They are to be worn with pressed in creases front and back, extending the full length of each leg.

**0214. Shirts.**

a. **Long-sleeved shirt.** Only the Service issue long sleeved wedgwood blue shirt is to be worn with No 2 and 2A SD. It is to be worn with creases pressed in on each sleeve running from the centre of the epaulette to the cuff. Sleeves are never rolled up. When worn without jersey, a tie must be worn.

b. **Short Sleeved shirt (Not to be worn by Cadets).** Only the Service issue short-sleeved wedgwood blue shirt is to be worn with No 2B SD. It is to be worn with creases pressed in on each sleeve running from the centre of the epaulette to the sleeve end. A tie is never worn with this shirt.

c. **Dark Blue Working Shirt.** RAF dark blue working shirt, No 2C SD is authorised for wear, throughout the year, by cadets. It is to be worn with creases pressed in on each sleeve running from the centre of the epaulette to the cuff. Sleeves may be rolled up. A tie is never worn with this shirt.

**0215. Footwear.** Issue black oxfords or DMS shoes may be worn by Officers and WO (ATC). Other ranks wear DMS. Black socks are to be worn.

**0216. Belts.** The blue/grey issue belt is to worn with No 2A, 2B and 2C SD. Optionally, unless otherwise ordered, authorised pattern stable belts may be worn **(See Para 0139 for details).**

**0217. Gloves.** Issue brown leather for officers & WO (ATC), issue black leather for SNCO (ATC) and cadets.

**0218. Blue Leather Flying Jacket.** A blue leather flying jacket of the standard approved pattern may be purchased at personal expense and worn with No 2 SD by male and female Officers, WOs (ATC) and SNCOs (ATC). If worn, the jacket zip slider is to be zipped up to at least 10cm from the top zip stop. (in accordance with **RAF GAI 6076**)



**No 2 (FULL) SERVICE WORKING DRESS UNIFORM (No 2 SD) – MALE OFFICERS WO / SNCO (ATC) AND CADETS**

**VR(T) OR ATC  
INSIGNIA MUST BE WORN AT ALL TIMES**



One of the 5Ks (See pg 18 of ACP 2)

**ORDERS OF DRESS - No 2 (FULL) SERVICE WORKING DRESS UNIFORM – MALE OFFICERS WO / SNCO (ATC) AND CADETS**

Short Description and Occasions for Wear	Authorised Uniform Items	Notes
<p><b>No 2 (Full) Service Working Dress Uniform</b></p> <p><b>(No 2 SD)</b></p> <p>A long sleeve shirt and tie is to be worn with a Jersey.</p>	<p><b>Hat:</b> No 1 SD for officers and RWO / WWOs (Note 1 &amp; 2). Beret for other ranks.</p> <p><b>Shirt:</b> Issue long sleeve wedgwood blue .</p> <p><b>Tie:</b> Black Issue.</p> <p><b>Jersey:</b> Issue blue/grey v or crew neck.</p> <p><b>Trousers:</b> No 2 SD.</p> <p><b>Belt:</b> Blue/grey issue or optional Stable Belt (Note 3).</p> <p><b>Shoes:</b> Black issue, highly polished oxfords or DMS for officers and WO (ATC), DMS for other ranks. (Note 6)</p> <p><b>Socks:</b> Black issue. (Note 6)</p> <p><b>Jacket:</b> Issue blue Jeltex rain jacket. (Note 4)</p> <p><b>Gloves:</b> Brown leather for officers and WO (ATC), black leather issue for other ranks. (Note 5)</p>	<ol style="list-style-type: none"> <li>1. Officers may wear optional forage cap.</li> <li>2. Optional No1 SD hat and forage cap for WO / SNCO (ATC).</li> <li>3. The stable belt is not to be worn on the outside of the jersey.</li> <li>4. The General Purpose Jacket is optional for Officers &amp; WO/SNCO (ATC). Only the jeltex jacket can be worn by cadets. For inclement weather, if worn, the jacket zip slider is to be zipped up to at least 10cm from the top zip stop</li> <li>5. Optional for inclement weather. Gloves can only be worn with jersey or outerwear.</li> <li>6. Cadets are not issued socks or DMS shoes. Private purchase only.</li> </ol>

**No 2A (LONG SLEEVED) ROUTINE WORKING DRESS (No 2A SD) – MALE**

**VR(T) OR ATC  
INSIGNIA MUST BE  
WORN AT ALL  
TIMES**



**EITHER GREY BELT  
OR STABLE BELT CAN  
BE WORN**



**ORDER OF DRESS - No 2A (LONG SLEEVED) ROUTINE WORKING DRESS – MALE**

Short Description and Occasions for Wear	Authorised Uniform Items	Notes
<p><b>No 2A (Long Sleeved) Routine Working Dress</b></p> <p><b>(No 2A SD)</b></p> <p>There is only one mode of No 2A SD - long sleeve shirt with tie and no jersey.</p> <p>Unless otherwise ordered, can be worn as a routine working dress, indoors and outdoors all year round.</p>	<p><b>Hat:</b> No 1 SD for officers and RWO / WWOs (Note 1 &amp; 2). Beret for other ranks.</p> <p><b>Shirt:</b> Issue long sleeve wedgwood blue (Note 3).</p> <p><b>Tie:</b> Black issue (Note 3).</p> <p><b>Trousers:</b> No 2 SD.</p> <p><b>Belt:</b> Blue/grey issue or optional Stable Belt.</p> <p><b>Shoes:</b> Black issue, highly polished oxfords or DMS for officers and WO, DMS for other ranks.(Note 6)</p> <p><b>Socks:</b> Black issue. (Note 6)</p> <p><b>Jacket:</b> Issue blue Jeltex rain jacket. (Note 4)</p> <p><b>Gloves:</b> Brown leather for officers and WO (ATC), black leather issue for other ranks (Note 5).</p>	<ol style="list-style-type: none"> <li>1. Officers may wear optional No 1 SD Hat or forage cap.</li> <li>2. Optional No1 SD hat and forage cap for WO / SNCO (ATC).</li> <li>3. A tie is always to be worn with No 2A Dress, under no circumstances, even in the working place, are shirtsleeves to be rolled up.</li> <li>4. The General Purpose Jacket is optional for Officers &amp; WO/SNCO (ATC). Only the jeltex jacket can be worn by cadets. For inclement weather, if worn, the jacket zip slider is to be zipped up to at least 10cm from the top zip stop.</li> <li>5. Optional for inclement weather. Gloves can only be worn with jersey or outerwear.</li> <li>6. Cadets are not issued sock or DMS shoes private purchase only.</li> </ol>

**No 2B (SHORT SLEEVED) ROUTINE WORKING DRESS (No 2B SD) – MALE – UNIFORMED ADULT STAFF ONLY**

**VR(T) OR ATC  
INSIGNIA MUST BE WORN AT ALL TIMES**



**EITHER GREY BELT  
OR STABLE BELT CAN  
BE WORN**



**ORDER OF DRESS - No 2B (SHORT SLEEVED) ROUTINE WORKING DRESS – MALE – NOT TO BE WORN BY CADETS**

Short Description and Occasions for Wear	Authorised Uniform Items	Notes
<p><b>No 2B – (Short Sleeved) Routine Working Dress</b></p> <p><b>(No 2B SD)</b></p> <p>No 2B SD is a short sleeve dress mode.</p> <p>Unless otherwise ordered, can be worn indoors and outdoors all year round.</p>	<p><b>Hat:</b> No 1 SD for officers and RWO / WWOs (Note 1 &amp; 2). Beret for other ranks.</p> <p><b>Shirt:</b> Issue short sleeve wedgwood blue shirt (Note 3).</p> <p><b>Trousers:</b> No 2 SD.</p> <p><b>Belt:</b> Blue/grey issue or optional Stable Belt.</p> <p><b>Shoes:</b> Black issue, highly polished oxfords or DMS for officers and WO (ATC), DMS for other ranks.</p> <p><b>Socks:</b> Black issue.</p> <p><b>Jacket:</b> Issue blue Jeltex rain jacket. (Note 5)</p> <p><b>Gloves:</b> Brown leather for officers and WO (ATC), black leather issue for other ranks (Note 6).</p>	<ol style="list-style-type: none"> <li>1. Officers may wear optional forage cap.</li> <li>2. Optional No1 SD hat and forage cap for WO / SNCO (ATC).</li> <li>3. A tie is never worn with the short sleeve shirt.</li> <li>4. A Jersey is not to be worn as part of No.2B SD.</li> <li>5. The General Purpose Jacket is optional for Officers &amp; WO/ SNCO (ATC). Only the jeltex jacket can be worn by cadets. For inclement weather, if worn, the jacket zip slider is to be zipped up to at least 10cm from the top zip stop.</li> <li>6. Optional for inclement weather. Gloves can only be worn with outerwear.</li> </ol>

**No 2C ROUTINE WORKING DRESS (No 2C SD) – CADET ONLY**

**EITHER GREY BELT  
OR STABLE BELT CAN  
BE WORN**



**ALL BRASSARDS TO BE WORN OUTSIDE THE TURNUP ON SHIRTS  
WHEN ROLLED ABOVE ELBOW AND NEVER TO BE WORN WITH CS 95**



**ORDER OF DRESS - No 2C (RESTRICTED) ROUTINE WORKING DRESS – CADET ONLY**

Short Description and Occasions for Wear	Authorised Uniform Items	Notes
<p><b>No 2C – (Restricted ) Routine Working Dress</b></p> <p><b>(No 2C SD)</b></p> <p>Unless otherwise ordered, can be worn all year round by cadets only.</p>	<p><b>Hat:</b> Beret.</p> <p><b>Shirt:</b> Issue long sleeve dark blue working shirt (Note 1).</p> <p><b>Trousers:</b> No 2 SD.</p> <p><b>Belt:</b> Blue/grey issue or optional Stable Belt.</p> <p><b>Shoes:</b> Black DMS. (Note 5)</p> <p><b>Socks:</b> Black. (Note 5)</p> <p><b>Jersey:</b> Issue blue/grey v or crew neck only (Note 2)</p> <p><b>Jacket:</b> Issue blue jeltex rain jacket only (Note 3)</p> <p><b>Gloves:</b> Black leather issue (Note 4)</p>	<ol style="list-style-type: none"> <li>1. Not to be worn with a tie on any occasion, sleeves may be rolled up above the elbow. Only the top (collar) button is to be undone. If worn, under vests are not to be visible.</li> <li>2. Optional for inclement weather. If worn, shirt collar is to be unbuttoned and worn external to the jersey neck.</li> <li>3. Only in inclement weather. If worn, the jacket zip slider is to be zipped up to at least 10cm from the top zip stop.</li> <li>4. Optional but only when jersey or outerwear is worn.</li> <li>5. Cadets are not issued sock or DMS shoes private purchase only.</li> </ol>



### No 3 Service Dress – Field Clothing Introduction

**0219. General.** No 3 Service Dress covers all forms of field exercise clothing, including the Combat Soldier 95 (CS95) DPM and MTP - PCS range. Field exercise clothing is defined as clothing that is required to be worn for training and exercises. CS95 /MTP not issued as part of the initial kitting scale for either male or female personnel except for those scaled in JSP 886.

### 0220. No 3 Service Dress Badges & Insignia.

All CS95 jackets and shirts are to be worn with the following standard insignia:

- a. The union jack emblem, when worn, is to be positioned centrally 5cm below the shoulder seam on the left arm.
- b. The embroidered RAF identity patch (RAFVR(T) Officers only) and the Air Cadets patch (WO / SNCO (ATC) and cadets) is to be affixed centrally and immediately above the right hand breast pocket of the CS95 field jacket and shirts only. The green patch measures 16cm x 3cm and is embroidered in black.

All CS95/PCS-MTP jackets and shirts are to be worn with the following standard insignia:

The RAF Tactical Recognition Flash (TRF) (RAFVR(T) officers only) and the ACO Staff Formation Flash (WO / SNCO (ATC) only) replicate the colours of the RAF Stable belt with the addition of an eagle and 'AIR CADETS' embroidered in black on the ACO Staff Flash. The ACO Cadet Formation Flash is green with a Viking glider, RAF roundel and 'AIR CADETS' embroidered in black. The TRF/Formation Flash is to be sewn centrally on the right sleeve with the top edge 7.5cms below the shoulder seam. See chapter 4 for other flashes such as Junior Leaders or Small Arms Training Teams.

Embroidered name badges are not worn on CS95/PCS-MTP. All other authorised insignia or badges are to appear below these emblems. All other forms of authorised trade badges, qualification badges, emblems and insignia for wear with field clothing are detailed in Chap 4. Only those rank slides, badges and insignia contained herein and / or approved by the RAF Dress Policy Committee (DPC) may be affixed to CS95/PCS-MTP.

### Dress Regulations - Combat Soldier 95 (CS95)/ PCS-MTP

**0221. Occasions for Wear.** CS95/PCS-MTP is to be worn for certain types of training and public duties for the Armed Forces (e.g. Public self generated fund raising activities, Leadership courses and exercises). **It is emphasised, however that the ACO remains predominately a blue uniformed organization. CCF (RAF) Sections will be expected to wear No 2 SD unless a new standing authority to wear CS95/PCS-MTP routinely is given by the Comdt Air Cadets – this decision cannot be made by officers from other services. Furthermore, ACO personnel should not wear accoutrements affiliating them to non-RAF organizations such as stable belts, regimental berets and badges; only ACO approved variants are permitted. Civilian Instructors/**

**Padres are not to wear CS95/PCS-MTP or any other DPM clothing. They are to wear appropriate / equivalent hard-wearing civilian clothing.**

**0222. CS95 Authorised Ensemble.** When authorised to wear and except where a specific order of dress has been prescribed through the OC Wg / Wg Ex O / Sqn Ldr CCF HQAC, only the approved CS95 ensemble, as detailed below, is to be worn. Appropriate RAFVR(T) or ATC Insignia must be worn at all times. Other items of operational clothing issued for specific operations outside the UK are not to be worn in the UK. Illustrations and relevant orders of dress are detailed at the end of this section. CS95 ensemble comprises :

- a. **Head-dress.** The service issue beret is the **only** head-dress to be worn, with appropriate hat badge by all ranks.
- b. **DPM Field Jacket.** No shoulder epaulettes. The front rank epaulette is to display Blue rank slides for NCOs and Blue Composite Braid (mounted on an appropriate colour background where required) for Officers, including the appropriate VRT – ATC insignia as issued.
- c. **DPM Lightweight Combat Suit (L/W Jacket & Trousers).** No shoulder epaulettes, blue rank slides only are worn on the front rank epaulette.
- d. **T-Shirt.** All year round wear under garment of an appropriate colour (Olive Green, Brown or Black). Unit insignia should not be visible.
- e. **OG Norwegian Shirt.** Under garment for cold conditions. (Not MTP)
- f. **Fleece Liner (OG/DPM).** Cold conditions undergarment, or suitable mid layer, not to be worn as outer layer.
- g. **DPM Moisture Vapour Permeable (MVP) Suit.** Lightweight Gortex waterproof jacket and trousers.
- h. **Gloves.** Black gloves, appropriate to the task.
- i. **Boots.** Black or Brown combat style boot.

**0223.** Variations in CS95/PCS-MTP dress will be subject to exercise/training requirements, location and climate; the necessary mode will be decided upon through the relevant OC Wg / Wg Ex O / Sqn Ldr CCF HQAC. CS95/PCS-MTP is never to be worn mixed together or in a combination with any other uniform modes.

Civilian Instructors attending Skill at Arms Instructor courses may wear CS95/PCS-MTP during training periods and ranges only. It is not to be worn outside the training environment e.g. transit to and from messes and accommodation on Military units.

**COMBAT SOLDIER 95 (CS95) – ROUTINE WEAR - ALL RANKS, MALE & FEMALE**

**VR(T) OR ATC INSIGNIA MUST BE WORN  
AT ALL TIMES**



**Normal Wear L/W Jacket -sleeves Down**



**Warm Weather- sleeves up (beware of sunburn)**



**Stable Belt can be worn  
as barrack / unit dress  
and for non physical  
activities.  
Green belt must be worn  
at all other times.**



**Field Jacket**



**Affixed centrally above right breast  
pocket for RAFVR(T) officers combat 95 only**



**Affixed centrally above right breast  
pocket for other members of uniformed staff combat 95 only**

**PERSONAL CLOTHING SYSTEM - MULTI TERRAIN PATTERN – (PCS-MTP) – ROUTINE WEAR - ALL RANKS, MALE & FEMALE**



**Stable Belt can be worn as barrack / unit dress and for non physical activities.  
Green belt must be worn at all other times.**

**VR(T) OR ATC INSIGNIA MUST BE WORN  
AT ALL TIMES**

## ORDER OF DRESS COMBAT SOLDIER 95 (CS95) – MALE & FEMALE

Short Description and Occasion for Wear	All Ranks Male & Female	Notes
<p>Combat Solider 95 (CS95)</p> <p>When authorised (See para 0223)</p> <p>Order of dress will be as detailed by OC Wg / Wg Ex O / Sqn Ldr CCF HQAC</p>	<p><b>Hat:</b> Beret (Note 1)</p> <p><b>T-Shirt:</b> (Note 2)</p> <p><b>L/W Jacket:</b> DPM (Note3)</p> <p><b>Trousers:</b> DPM (Note 8)</p> <p><b>Belt:</b> OG Webbing belt (Note 4)</p> <p><b>Fleece Liner:</b> Olive Green (Note 5)</p> <p><b>MPV Suit:</b> DPM waterproof gortex jacket &amp; trousers</p> <p><b>Gloves:</b> Black gloves, appropriate to the task</p> <p><b>Boots:</b> Black combat style boot</p> <p>Special dispensation in the wearing of polo type shirts with unit logos for public duties such as Air Shows/County Shows must be given at regional level. Berets/baseball logo hats must be worn, remember all compliments must be given when berets are worn.</p> <p><b>Rank Badges:</b> <b>NCOs</b> -Blue rank slides only.  <b>Officers</b> – Blue Composite Braid  (Mounted on a CS95 colour slide where required)</p>	<ol style="list-style-type: none"> <li>1. Beret is to be worn by all ranks when there is no requirement to wear a helmet. Not all cadets can wear combat helmets because of their weight and size. Therefore other forms of safety helmets may be used as necessary as long as they meet health &amp; safety requirements.</li> <li>2. Not to be worn as an outer layer unless authorised by local command for work of a limited duration.</li> <li>3. Worn tucked into trousers. Sleeves may be rolled above the elbows unless otherwise directed by local command, during hot weather conditions when off base (in the field). The local commander also may authorise the shirt to be worn outside the waistband, during extremely hot weather conditions when off base (in the field).</li> <li>5. Stable belts may be worn as an item of routine working dress, but they are not to be worn in the field, on exercise. Belts are not to be worn external to the field jacket.</li> <li>6. Not to be worn as an outer layer.</li> <li>6. Badges. Only those authorised by the RAF DPC.</li> <li>7. Brassards are not to be worn.</li> <li>8. The trouser legs are to be bloused by either utilising the ties on the trouser or using trouser twists.</li> </ol>

## ORDER OF DRESS PCS-MTP – MALE & FEMALE

Short Description and Occasion for Wear	All Ranks Male & Female	Notes
<p>Multi Terrain Pattern – Personal Clothing System (MTP – PCS)</p> <p>When authorised (See para 0223)</p> <p>Order of dress will be as detailed by OC Wg / Wg Ex O / Sqn Ldr CCF HQAC</p>	<p><b>Hat:</b> Beret (Note 1)</p> <p><b>T-Shirt:</b> (Note 2)</p> <p><b>L/W Jacket:</b> DPM (Note3)</p> <p><b>Trousers:</b> DPM (Note 8)</p> <p><b>Belt:</b> OG Webbing belt (Note 4)</p> <p><b>Fleece Liner:</b> Olive Green (Note 5)</p> <p><b>MPV Suit:</b> DPM waterproof gortex jacket &amp; trousers either CS 95/MTP for bad weather conditions.</p> <p><b>Gloves:</b> Black gloves, appropriate to the task</p> <p><b>Boots:</b> Black or brown combat style boot (No desert boots allowed)</p> <p>Special dispensation in the wearing of polo type shirts with unit logos for public duties such as Air Shows/County Shows must be given at regional level. Berets/baseball logo hats must be worn, remember all compliments must be given when berets are worn.</p> <p><b>Rank Badges:</b> Blue rank slides only.  <b>Officers</b> – Blue Composite Braid (Mounted on a MTP colour Slide where required)</p>	<ol style="list-style-type: none"> <li>1. Beret is to be worn by all ranks when there is no requirement to wear a helmet. Not all cadets can wear combat helmets because of their weight and size. Therefore other forms of safety helmets may be used as necessary as long as they meet health &amp; safety requirements.</li> <li>2. Not to be worn as an outer layer unless authorised by local command for work of a limited duration.</li> <li>3. Worn tucked into trousers. The local commander also may authorise the shirt to be worn outside the waistband, during extremely hot weather conditions when off base (in the field) only.</li> <li>4. Stable belts may be worn as an item of routine working dress, but they are not to be worn in the field, on exercise. Belts are not to be worn external to the field jacket.</li> <li>5. Not to be worn as an outer layer.</li> <li>6. Badges. Only those authorised by the RAF DPC.</li> <li>7. Brassards are not to be worn.</li> <li>8. The trouser legs are to be bloused by either utilising the ties on the trouser or using trouser twists.</li> </ol>

**No 4 Service Dress (Optional Mess Dress) Male All Ranks**

**0224.** The order of dress is the same as for No 1 SD except that a plain white shirt with normal collar and black bow tie replaces the wedgwood blue shirt. Medals are not worn.

**VR(T) OR ATC  
INSIGNIA MUST  
BE WORN AT  
ALL TIMES**



**ORDER OF DRESS - No 4 OPTIONAL MESS DRESS – MALE ALL RANKS**

Short Description & Occasion for Wear	All Ranks
<p><b>Serviced Dress - Optional Mess Dress</b></p> <p><b>(No 4 SD)</b></p> <p>This is an interim mess dress for:</p> <p>1. RAFVR(T) officers who do not possess a No 5 Dress.</p> <p>2. WO / SNCO (ATC) who do not possess a No 5 Dress.</p>	<p>No 1 SD excepting:</p> <p><b>Shirt:</b> Plain white collared attached (Wing collars are not permitted)</p> <p><b>Tie:</b> Black bow tie only no other unit version to be worn.</p> <p><b>Shoes:</b> Black patent evening, Oxford or DMS.</p> <p><b>Medals are not worn:</b> unless Royalty is present</p>



## **No 5 Mess Dress (No 5 SD) – Male Officers RAF and RAFVR(T), Warrant Officers / SNCO (ATC)**

**0225. Occasions for Wear.** This is an optional purchase item for RAFVR(T) officers, WO / SNCO (ATC). It is reserved in the main as an evening or mess dress and is worn by commissioned officers, WO and SNCO at formal evening functions e.g. dining-in nights and guest nights. It may also be worn by retired officers only.

Badges of rank are to be worn as follows:

- a. **Officers.** Full width gold ranking lace is worn on both sleeves of the RAF No 5 SD composed as prescribed for No 1 SD. Retired officers wear the badges of rank as recorded when they retired.  
Gold ranking, lace appropriate to their rank, the centre of the braid being 9.5 cm (3 ¾”) from bottom of the cuff on both sleeves
- b. **WO and SNCO (ATC).** A gold-embellished, single rank badge is worn on the right sleeve only, in the position prescribed for No 1 SD. Retired WO and SNCOs do not wear uniforms when they leave the service.
  - i. WO (ATC) the centre of badge 16.5cm (6 ½”) from right sleeve bottom.
  - ii. SNCO (ATC) Lowest point of the chevron 24.1cm (9 ½”) from shoulder seem.
  - iii. FS (ATC) an embroidered crown is to be worn with the base of the crown 3mm (1/8”) above a horizontal line joining the upper tips.
  - iv. Flying badges worn with N0 5 are to be half size, gold embroidered on Blue/Grey material. The badge is positioned on the left lapel with the top of the centre of the badge 1 ½” (3.8cm) below the inner end of the collar step opening.
- c. **Insignia.** RAFVR(T) or ATC insignia must be worn.
- d. **RAF Regiment shoulder badges.** Can be worn by Officer and SNCO who have previously served in the RAF Regiment and RAF Regiment Auxiliary; however the officers can only wear the shoulder badges if they served as an officer in the RAF Regiment. No RAF Regiment epaulette slides are to be worn with No 2 or No 3 dress.

## **No 5 Mess Dress - Authorised Ensemble**

**0226. Hat.** No 1 SD hat appropriate and to rank, however an optional purchase to WO and SNCO (ATC) – outdoors only.

**0227. Jacket.** All commissioned ranks wear the same design jacket and all WO and SNCO (ATC) wear a similar design jacket. Illustrations and relevant Orders of dress are detailed at the end of this section.

**0228. Trousers.** Only No 5 SD trousers are to be worn. The trousers can be supported by braces.

**0229. Shirt.** Officers wear a white, Marcella shirt of approved design, worn with gold cuff links. WO and SNCO (ATC) have the option of the Marcella shirt or a similar plain white dress shirt. Chaplains may wear a white shirt with vest stock and double collar.

**0230. Waistcoat/Cummerbund.** Officers are to wear the blue waistcoat (No 5B SD), but, at OC Wg / Wg Ex O / Sqn Ldr CCF HQAC discretion, it may be replaced with a slate grey, pleated cummerbund. Official Sqn, Unit, Wg or Formation cummerbunds may only be worn by officers, WO and SNCO (ATC) at the Wg Cdr / OC Wg / Wg Ex O / Sqn Ldr CCF HQAC discretion and only on occasions when official guests are not present.

**0231. Bow Tie.** Plain black double ended. Sqn/Unit/Wg/Formation bow ties are not to be worn with No 5B SD uniform at any time.


**0232. Socks.** Black.

**0233. Shoes.** Black patent evening shoes, without toecaps.

**0234. Dress Studs and Cufflinks.** Plain gold or gold types are optional.

**0235. Kilts.** Not to be worn by ACO personnel. (However the only exception from this will be Pipe bands). P 126 / 7 Para 15.

**OPTIONAL No 5 MESS DRESS (No 5 SD) – MALE OFFICERS, WO / SNCO (ATC)**



**Officer No 5  
(with Cumberband)**



**WO No 5**



**SNCO No 5**

**VR(T) OR ATC INSIGNIA  
MUST BE WORN  
AT ALL TIMES**

**ORDERS OF DRESS – OPTIONAL No 5, 5B & 5A - MESS DRESS - MALE OFFICERS, WO / SNCO (ATC)**

Short Description and Occasions for Wear	Authorised Uniform Items	Notes
<p><b>No 5, 5B Mess Dress</b> <b>(No 5 SD)</b></p> <p>Reserved in the main as an evening or mess dress, worn by commissioned officers, WOs and SNCOs at formal evening functions e.g. dining-in nights and guest nights.</p> <p><b>No 5 A Mess Dress</b> <b>(No 5A SD)</b></p> <p>Is full ceremonial evening dress for officers only. (Note 2)</p>	<p><b>Hat:</b> No 1 SD hat (outdoors only)</p> <p><b>Jacket:</b> Mess dress blue/grey.</p> <p><b>Trousers:</b> Mess dress blue/grey.</p> <p><b>Waistcoat:</b> Blue/grey (No 5B SD). (Note 1)</p> <p><b>Cummerbund:</b> Slate grey pleated (Note 1).</p> <p><b>Shirt:</b> White Marcella.</p> <p><b>Dress studs:</b> Plain gold or gold type.</p> <p><b>Cuff links:</b> Plain gold or gold type.</p> <p><b>Bow Tie:</b> Plain black double ended.</p> <p><b>Socks:</b> Black</p> <p><b>Shoes:</b> Black patent evening without toecaps.</p>	<p>1. Officers only – Mess Dress with waistcoat is designated as No 5B. At PMC discretion the blue/grey waistcoat may be replaced by the slate grey pleated cummerbund.</p> <p>2. No 5A SD is for officers only. The standard No 5 SD waistcoat is replaced by a white waistcoat and it is worn with a white wing collared shirt and white bow tie. The white waistcoat and wing collared shirt are available for loan from HQAC Logs 1b.</p>

**RAF No 6, 7 & 8 Service Dress (Warm Weather Areas) – Male Officers and Cadets - RESIDENT SQN STAFF AT OVERSEAS UNITS ONLY**

**0236. Dates of Changeover.** The following are the normal changeover dates between temperate and warm weather dress in the specified areas, unless a variation is broadcast by the command or formation concerned:

	Warm-weather to temperate	Temperate to warm-weather
Cyprus	3rd Monday in November	3rd Monday in April
Gibraltar	4th Monday in October	3rd Monday in May

**0237.** It is not possible to publish change dates for other warm weather defined areas as they vary from year to year. Enquiries should be referred to the appropriate local RAF staffs, defence attachés or advisers in the countries concerned.

**RAF No 6 Service Dress (No 6 SD)**

**0238. Occasions for Wear.** Should there be a requirement for No 6 dress, contact HQAC Logs 1b.

## RAF No 7 Service Dress (No 7 SD) Warm Weather areas

### RESIDENT SQN STAFF AND CADETS AT OVERSEAS UNITS ONLY (CYPRUS AND GIBRALTAR)

**0239. Occasions for Wear.** All forms of No 7 SD are worn in designated warm weather areas overseas as a routine working dress. Illustrations and relevant orders of dress are detailed at the end of this section

#### Authorised Ensemble

##### 0240. No 7A SD – Long Trouser Mode.

- a. **Shirt.** Long Sleeve shirt or short sleeve shirt may be worn. When worn with long sleeve shirt, black issue tie is to be worn at all times and the sleeves remain buttoned at the wrist.
- b. **Footwear.** Black issue service shoes. Issue black or issue/approved stone coloured socks are to be worn.
- c. **Belt.** Blue/grey belt or authorised pattern stable may be worn.
- d. **Head-dress.** Officers and WOs (ATC) may wear No 1 SD hat or forage cap. SNCOs (ATC) may wear beret or optional No 1 SD hat or forage cap.

**No 7A SD MALE ALL RANKS – RESIDENT SQN STAFF AT OVERSEAS UNITS ONLY**



**VR(T) AND ATC  
INSIGNIA MUST BE  
WORN AT ALL  
TIMES**

**No 7A Dress  
Replace photo**

**ORDERS OF DRESS — No 7A DRESS (WARM WEATHER AREAS) MALE ALL RANKS - RESIDENT SQN STAFF AND CADETS AT OVERSEAS UNITS ONLY (CYPRUS AND GIBRALTAR)**

Short Description and Occasions for Wear	Authorised Uniform Items	Notes
<p><b>No 7A Routine Dress, long Trousers - Warm Weather Areas.</b></p> <p><b>(No 7A SD)</b> Is worn as routine working dress during authorised warm weather periods</p>	<p><b>Hat:</b> Officers, No 1 SD (Note 1). Other ranks, Beret (Note 2)</p> <p><b>Shirt:</b> Long or short sleeve stone. (Note 3)</p> <p><b>Long Trousers:</b> Stone.</p> <p><b>Belt:</b> Blue/grey issue or optional stable belt.</p> <p><b>Tie:</b> Black issue – with long sleeve shirt only.</p> <p><b>Shoes:</b> Black issue, highly polished DMS or oxfords for officers and WOs (ATC), DMS for other ranks.</p> <p><b>Socks:</b> Black with black shoes.</p>	<ol style="list-style-type: none"> <li>1. Optional - Forage cap.</li> <li>2. Optional – No 1 SD hat or Forage cap.</li> <li>3. As preferred unless otherwise ordered.</li> </ol>



## **RAF No 8 Service Dress - Mess Dress - Warm Weather Areas - RESIDENT SQN STAFF AT OVERSEAS UNITS ONLY (CYPRUS AND GIBRALTAR)**

**0241. Occasions for wear.** The No 8 SD is an optional item for VR(T) officers, WO/SNCO (ATC) who may purchase it at personal expense. Officers, WO and SNCO (ATC) wear it at formal evening functions e.g. dining-in nights and guest nights.

### **Authorised Ensemble**

**0242. Jacket.** All commissioned ranks wear the same design white jacket (with shoulder straps) and all WO and SNCO (ATC) wear an identical design without shoulder straps and with rank badges affixed to the right sleeve of the jacket.

**0243. Trousers.** Standard No 5 SD trousers are normally worn; however, individuals may purchase trousers of the No 5 SD pattern and colour, in a lightweight material if preferred.

**0244.** All remaining accessories are as detailed for No 5 dress.

**No 8 MESS DRESS (WARM WEATHER AREAS) (No 8 SD) MALE OFFICERS AND SNCO (ATC)  
RESIDENT SQN STAFF AT OVERSEAS UNITS ONLY (CYPRUS AND GIBRALTAR)**



**VR(T) OR ATC  
INSIGNIA MUST BE  
WORN AT ALL TIMES**

**No 8 Dress  
Replace photo**

**ORDERS OF DRESS No 8 MESS DRESS – MALE OFFICERS AND SNCO (ATC)  
RESIDENT SQN STAFF AT OVERSEAS UNITS ONLY**

<b>Short Description and Occasions for Wear</b>	<b>Authorised Uniform Items</b>	<b>Notes</b>
<p><b>No 8 SD - Mess Dress - Warm Weather Areas.</b></p> <p><b>(No 8 SD)</b></p> <p><b>See Notes 1 &amp; 3</b></p>	<p><b>Hat:</b> No 1 SD (Note 1)</p> <p><b>Trousers:</b> No 5 SD (Note 3)</p> <p><b>Cummerbund:</b> Slate grey pleated</p> <p><b>Shirt:</b> White, Marcella</p> <p><b>Cuff links:</b> Plain gold</p> <p><b>Tie:</b> Black, bow</p> <p><b>Shoes:</b> Black patent evening</p> <p><b>Socks:</b> Black</p>	<p>1. Optional, at personal expense for VR(T) officers, WO / SNCO (ATC) otherwise as other ranks (Note 4)</p> <p>2. WO / SNCO (ATC) have same officer pattern, No 8 SD Jacket but tailored without shoulder straps and gold/embroidered rank badge affixed to the right sleeve.</p> <p>3. Optional – Trousers No 5 SD pattern/colour in lightweight material (Self Purchase)</p>

**ORDERS OF DRESS – ALL MALE ACO PERSONNEL  
INCLEMENT WEATHER WEAR**

**VR(T) OR ATC  
INSIGNIA MUST BE WORN AT ALL TIMES**



**General Purpose Jacket  
Issued to ATC Officers  
(Optional) WO's/SNCO's (ATC)  
through private purchase**



**Issue Jeltex Jacket  
For all personnel in the ACO**



**Blue MVP Jacket Not issued to ACO  
(Optional) for Officers and  
WO's/SNCO's (ATC) through  
private purchase**



**Greatcoat Not issued to ACO  
(Optional) for Officers  
Through private purchase  
Not to be worn on ceremonial duties**

INTENTIONALLY BLANK

## CHAPTER 3

### ACO ORDERS OF DRESS - FEMALE PERSONNEL



## Contents

## Para No

### Introduction

#### No 1 Service Dress

Occasions For Wear & Authorised Ensemble

**0301 – 0313**

**Illustration** – No 1 Service Dress Uniform (No 1 SD)

Orders of Dress – No 1 SD

#### No 2 Service Working Dress

Occasions For Wear & Authorised Ensemble

**0314 – 0324**

Maternity Wear

**0325**

**Illustration** – No 2 (Full) Service Working Dress (No 2 SD)

Orders of Dress – No 2 SD

**Illustration** – No 2A (Long Sleeve) Routine Working Dress

Orders of Dress – No 2A (Long Sleeve) Routine Working Dress

**Illustration** – No 2B (Short Sleeve) Routine Working Dress – Uniformed Adult Staff only

Orders of Dress – No 2B (Short Sleeve) Routine Working Dress

**Illustration** – No 2C (Cadets Only) Routine Working Dress

Orders of Dress – No 2C (Cadets only) Routine Working Dress

#### No 3 Service Dress – Field Clothing

Occasions For Wear & Authorised Ensemble – as detailed for Males at Chap 2

**0326**

#### No 4 Service Dress – Alternative Mess Dress

Occasions For Wear & Authorised Ensemble

**0327**

**Illustration** – No 4 SD – Optional Mess Dress

Orders of Dress – No 4 SD Optional Mess Dress

**Optional No 5 Service Dress – Mess Dress**

Occasions For Wear & Authorised Ensemble

**0328 – 0336**

*Illustration* – No 5 SD – Optional Mess Dress

Orders of Dress – No 5 SD – Mess Dress

**No 6, 7 & 8 Service Dress (Warm Weather Areas) - RESIDENT SQN STAFF AND CADETS AT OVERSEAS UNITS ONLY (CYPRUS AND GIBRALTAR)**

Dates of Changeover

**0337-0338**

No 6 Service Dress – Occasions for wear

**No 7 Service Dress (Warm Weather Areas) - RESIDENT SQN STAFF AND CADETS AT OVERSEAS UNITS ONLY (CYPRUS AND GIBRALTAR)**

No 7A Service Dress – Occasions for wear & Authorised Ensemble

**0339 - 0342**

*Illustration* – No 7A Routine Dress

Orders of Dress – No 7A

**No 8 Service Dress – Mess Dress (Warm Weather Areas) - RESIDENT SQN STAFF AT OVERSEAS UNITS ONLY (CYPRUS AND GIBRALTAR)**

*Illustration* – No 8 SD – Mess Dress

Orders of Dress – No 8 & 8A SD – Mess Dress

**Female Outerwear**

*Illustration* – GPJ and Jeltex Jacket



## Chapter 3 - Introduction

This Chapter illustrates, through a selection of explanatory notes and illustrations, the various orders of dress for female ACO personnel. It also stipulates the occasions on which each type of uniform should be worn.

### No 1 Service Dress – Female Officers, WO / SNCO (ATC) and Cadets

**0301. Occasions for wear.** The No 1 SD is to be worn on all formal and ceremonial occasions as ordered by MOD or Commanders in Chief (CINCs). Additionally, although No 1 SD is not normally worn on parade or formal occasions by those below the appointment of WWO (ATC). OC Wg / Wg Ex O / Sqn Ldr CCF however, have the discretionary power to authorise its wear at other times. Before authorising its wear OC Wg / Wg Ex O/CCF CC are to ensure that all adult staff on parade or attending the formal occasion are similarly attired to maintain uniformity.

**0302. Ceremonial Occasions/Females on Parade.** Mixed dress of skirts or trousers is not permitted within a parade. When on unit ceremonial duties or parade, the parade sponsor will decide whether skirts or trousers are to be worn.

### Authorised Ensemble

**0303. Hat.** Only the Service issue No 1 SD hat may be worn, as follows:

- a. **Officers.** Gp Cpts wear a hat with an embellished patent peak; Wg Cdrs and below have a cloth-covered peak.
- b. **WO (ATC).** WOs wear a hat with a cloth-covered peak with an anodised badge depicting an eagle surrounded by laurel leaves surmounted by a crown. (Only issued to RWO and WWO).
- c. **SNCO (ATC). Optional** - The airwoman No 1 SD hat is worn by all non-commissioned ranks other than WO.
- d. **Cadets. Optional** - Cadets wear the standard airman's No 1 SD hat, ensuring the correct ATC / CCF (RAF) cap badge is affixed and only worn by nominated cadets who are allowed No 1 SD uniform on the following occasions **(See Para 0202d for list)**.
- e. **Hijabs.** Muslim females may wear Hijabs of the approved pattern and colour under their No 1 SD uniform head-dress. It is worn without cap badge under the hat outdoors, and without hat indoors. It is to be worn in such a way that rank badges are visible at all times.

**0304. No 1 SD.** The No 1 SD uniform is a 3-piece suit consisting of jacket, skirt and trousers. It is manufactured from the same length of fabric; therefore the jacket from one issue should not be worn with the skirt or trousers from another. All commissioned ranks and RWOs/WWO's wear the same style jacket. Officers who are entitled to wear aiguillettes and/or the Royal Cypher also wear plain shoulder straps. SNCO (ATC) wear the same style jacket.

**0305. Jacket.** The styling of the jacket is not to be altered by ironing-in pleats or creases. Uniform jacket sleeves are constructed to meet the physical silhouette of the arm in repose. When the arm is held stiffly in the “attention” ironed-in creases merely accentuate the distortion of the back of the jacket. Sleeves should only be lightly pressed, using a damp cloth, to iron out lateral creases. This can be best achieved by using a sleeve board.

**0306. No 1 SD Skirt.** Only the issue No 1 SD suit skirt is to be worn with the No 1 SD jacket. Vertical creases are not to be pressed into the skirt. The finished length of uniform skirts is to be mid knee.

**0307. No 1 SD Trousers.** When authorised for wear, the No 1 SD trousers are to be worn with pressed-in creases, front and back, extending the full length of each leg. Court shoes are not to be worn with No1 SD trousers.

**0308. Shirt.** The Service issue female long-sleeved wedgwood blue shirt is always to be worn, with creases pressed in on each sleeve, running from the centre of the epaulette to the cuff. Front darts are to be pressed in to the level of the second button and the rear darts down the full length of the shirt.

**0309. Tie.** A plain black Service issue tie is to be worn, secured with a windsor knot.

**0310. Hose.** The approved uniform dress hose colour for wear with No 1 SD on ceremonial occasion is 15 Denier - Nearly Black (available through M&S outlets). RAF amendment to AP1358c

**0311. Shoes.** Highly polished Service issue black laced shoes are to be worn on marching occasions; otherwise Service issue court shoes may be worn, as ordered. Court shoes are not to be worn with trousers.

**0312. Gloves.** Brown Service issue leather gloves are to be worn or carried by all officers and WO (ATC). As ordered, cadets may wear issue black pattern gloves. As detailed in Chapter 9, personnel may be required to wear white cotton gloves on certain ceremonial occasions.

**0313. Blue Sash.** No personnel are authorised to wear sashes.

**No 1 SERVICE DRESS (NO 1 SD) FEMALE OFFICERS, RWO / WWO  
OPTIONAL FOR WO AND SNCO (ATC) IF AVAILABLE NOT ISSUED**



**VR(T) OR ATC  
INSIGNIA MUST BE  
WORN AT ALL TIMES**



**ORDERS OF DRESS – No 1 SERVICE DRESS - FEMALE ALL RANKS**

Short Description and Occasions for Wear	Uniform Items	Notes
<p><b>No 1 Service Dress Uniform</b></p> <p><b>(No 1 SD)</b></p> <p>Reserved for parades, ceremonial and other formal occasions, as ordered.</p>	<p><b>Hat:</b> No 1 SD Hat.</p> <p><b>Jacket:</b> No 1 SD.</p> <p><b>Skirt or Trousers:</b> No 1 SD (Note 1)</p> <p><b>Shirt:</b> Issue long sleeve Wedgwood Blue.</p> <p><b>Tie:</b> Black issue.</p> <p><b>Shoes:</b> Highly polished black laced or court, as ordered.</p> <p><b>Hose:</b> 15 Denier – Nearly black. Black issue socks with trousers.</p> <p><b>Gloves:</b> Brown leather for officers and WO (ATC), other ranks are to wear black issue leather. (Note 2-3-4)</p>	<p>1. No 1 SD uniform for unit ceremonial occasions will be set by the Regional/Wg HQ who will decide whether skirts or trousers are to be worn. Mixed dress of skirts or trousers is not permitted within a parade.</p> <p>2. Regardless of season, officers, WO (ATC) are to wear brown leather gloves on parades when in No 1 SD and when ordered on other ceremonial and formal occasions. Additionally, brown gloves may be worn or carried when in No 1 SD unconnected with ceremonial.</p> <p>3. On certain occasions white cotton gloves and white belts will be worn by detailed personnel.</p> <p>4. On special Ceremonial occasions approved only by HQAC. Swords may be carried by officers (only when all cadets are armed with weapons) and they must wear white gloves only with there uniform. (Sword drill training to be carried out by qualified DI (ARMS) instructor only).</p>

## No 2 Service Working Dress – Female Officers and cadets

**0314. Occasions for Wear.** Except where a specific order of dress has been prescribed, the under mentioned modes of No 2 Service Working Dress are permitted. Illustrations and relevant orders of dress are detailed at the end of this section.

- a. **No 2 (Full) Service Working Dress Uniform (No 2 SD).** No 2 SD is long sleeve shirt, tie and Jersey. All personnel may wear No 2 SD indoors and outdoors, as a routine working dress, throughout the year.
- b. **No 2A (Long Sleeved) Routine Working Dress Uniform (No 2A SD).** No 2A SD is long sleeve shirt no jersey mode and is always worn with tie. All personnel may wear No 2A dress, indoors and outdoors, as a routine working dress, throughout the year.
- c. **No 2B (Short Sleeved) Routine Working Dress Uniform (No 2B SD).** No 2B SD is short sleeve shirt mode or Service issue blouse and is never worn with tie. All personnel except cadets may wear No 2B dress, indoors and outdoors, as a routine working dress, throughout the year.
- d. **No 2C (Cadets only) Working Dress Uniform (No 2C SD).** No 2C SD is long sleeve dark blue shirt mode and can be worn with sleeves rolled up or down, and is never worn with tie. Only those personnel detailed at Para 0319 (c) may wear No 2C SD, indoors and outdoors, as a routine working dress, throughout the year.

## No 2 Service Dress - Authorised Ensemble

**0315. Hat.** The No 2 head-dress options are as follows:

- a. **Officers and WO (ATC).** May either wear their own style, officer's No 1 SD hat, the airwomen's No 1 SD hat with appropriate badge, or forage cap.
- b. **Officer Cadets.** Officer Cadets wear a white band over the black mohair band when attending ATF OIC and will be issued to them on arrival at RAF Cranwell to conform with the college Regulations.
- c. **SNCO (ATC).** Are to wear a beret; airwomen's No 1 SD hat and forage cap are optional for WO / SNCO (ATC).
- d. **Cadets.** All cadet ranks wear beret only.
- e. **Hijabs.** Muslim females may wear the approved pattern Hijab under uniform head-dress except when operational, training and health and safety considerations dictate otherwise. It is always worn without cap badge and is worn indoors (without hat). It is to be worn in such a way that rank slides are visible at all times.

**0316. Jersey.** Issue V or crew neck jersey. Stable belts are not to be worn outside the jersey. When worn with GPJ the bottom of the jersey is not to protrude below the waistband of the jacket.

**0317. Skirt.** Only the Service issue No 2 SD skirt is to be worn. The finished length of the skirt length is to be mid-knee.

**0318. Trousers.** Only the Service issue No 2 SD trousers are to be worn. They are to be worn with pressed in creases front and back, extending the full length of each leg.

### **0319. Shirts**

a. **Long-sleeved shirt.** Only the Service issue long sleeved wedgwood blue shirt is to be worn with No 2 SD and 2A SD. It is to be worn with creases pressed in on each sleeve running from the centre of the epaulette to the cuff. Sleeves are never rolled up. When worn without jersey, a tie must be worn.

b. **Short Sleeved shirt and Blouse – Uniformed Adult Staff only.** Only the Service issue short-sleeved, wedgwood blue shirt or blouse is to be worn with No 2B SD. It is to be worn with creases pressed in on each sleeve running from the centre of the epaulette to the sleeve end. Short sleeve shirts or the blouse are never worn with a tie.

c. **Dark Blue Working Shirt.** RAF dark blue working shirt, No 2C SD, is authorised for wear, throughout the year, by all cadets. It is to be worn with creases pressed in on each sleeve running from the centre of the epaulette to the cuff. Sleeves may be rolled up. A tie is never worn with this shirt.

**0320. Hosiery.** Service issue black socks are to be worn with trousers. 15 denier Nearly Black tights/stockings are to be worn with the skirt (available through M&S outlets).

**0321. Coats.** Only blue issue outerwear is to be worn by officers and other ranks.

**0322. Gloves.** Issue brown leather for Officers & WO (ATC), issue black leather for SNCO (ATC) and cadets.

**0323. Footwear.** Unless otherwise ordered, Service issue black laced shoes or court shoes may be worn with the skirt. Court shoes are not to be worn with trousers. **Court shoes are not to be worn for Parades, Drill or Inspections**

**0324. Belts.** When trousers are worn with No 2 SD options, unless otherwise ordered, the approved pattern stable belts or blue/grey optional 'money' belts may be worn. When the stable belt is worn the dark stripe is to be uppermost, the fastenings of the old style RAF stable belt are to be secured over the left hip. Stable belts and money belts are not to be worn outside a jersey.

## **Maternity Wear – Uniformed Adult Staff only**

**0325. DCI JS 18/01** gives details on the issue of maternity wear. Maternity wear is designed to be worn from a point when the standard uniform becomes too tight. Available wear consists of a cardigan, 2 shirts and 1 pair of slacks. Shirts are to be worn outside the slacks. The shirt and cardigan are designed to take standard rank insignia. The RAF Weatherproof Jacket will accommodate the majority of pregnancies up to maternity leave. As a last resort if, a suitable size Service issue jacket cannot be provided, a dark civilian top coat may be worn outdoors. Service headwear should not be worn.

**No 2 (FULL) SERVICE WORKING DRESS (No 2 SD) – FEMALE ALL RANKS**  
**VR(T) OR ATC**  
**INSIGNIA MUST BE WORN AT ALL TIMES**





**ORDERS OF DRESS – No 2 (FULL) SERVICE WORKING DRESS – FEMALE ALL RANKS**

Short Description and Occasions for Wear	Authorised Uniform Items	Notes
<p><b>No 2 (Full) Service Working Dress Uniform (No 2 SD)</b></p> <p>A long sleeve shirt and tie is to be worn with a Jersey.</p>	<p><b>Hat:</b> No 1 SD for officers and RWO / WWOs (Note 1 &amp; 2). Beret for other ranks.</p> <p><b>Shirt:</b> Issue long sleeve wedgwood blue.</p> <p><b>Tie:</b> Black Issue.</p> <p><b>Jersey:</b> Issue blue/grey V or crew neck. (Note 3)</p> <p><b>Skirt:</b> No 2 SD.</p> <p><b>Trousers</b> No 2 SD.</p> <p><b>Belt:</b> Optional RAF Stable Belt or the blue/grey money belt (Note 5).</p> <p><b>Shoes:</b> Black issue, highly polished laced or court. (Note 4)</p> <p><b>Hose:</b> 15 denier Nearly Black tights or stockings. Black issue socks with trousers.</p> <p><b>Jacket:</b> Issue blue Jeltex rain jacket. (Note 5)</p> <p><b>Gloves:</b> Brown leather for officers and WO (ATC), black leather issue for other ranks. (Note 6)</p>	<ol style="list-style-type: none"> <li>1. Officers optional forage cap.</li> <li>2. Optional No1 SD hat and forage cap for WO / SNCO (ATC).</li> <li>3. The stable belt is not to be worn external to the jersey.</li> <li>4. Court shoes can be only worn with skirt but they are not to be worn for marching. If marching in skirts, flat-soled laced shoes are to be worn.</li> <li>5. The General Purpose Jacket is optional for Officers &amp; WO/ SNCO(ATC). Only the jeltex jacket can be worn by cadets. For inclement weather, if worn, the jacket zip slider is to be zipped up to at least 10cm from the top zip stop</li> <li>6. Optional for inclement weather. Gloves can only be worn with jersey or outerwear.</li> <li>7. Cadets are not issued socks or DMS shoes. Private purchase only.</li> </ol>

**No 2A (LONG SLEEVE) ROUTINE WORKING DRESS (No 2A SD) – FEMALE ALL RANKS**  
**VR(T) OR ATC INSIGNIA MUST BE WORN AT ALL TIMES**



**EITHER GREY BELT / PURSE BELT  
OR STABLE BELT CAN BE WORN**

**ORDERS OF DRESS – No 2A (LONG SLEEVE) ROUTINE WORKING DRESS – FEMALE ALL RANKS**

Short Description and Occasions for Wear	Authorised Uniform Items	Notes
<p><b>No 2A (Long sleeve) Service Working Dress Uniform</b></p> <p><b>(No 2A SD)</b></p> <p>There is only one mode of No 2A SD – long sleeve shirt with tie and no jersey.</p> <p>Unless otherwise ordered, can be worn as a standard working dress, indoors and outdoors all year round</p>	<p><b>Hat:</b> No 1 SD for officers and RWO / WWOs (Note 1 &amp; 2). Beret for other ranks.</p> <p><b>Shirt:</b> Issue long sleeve wedgwood blue. (Note 3)</p> <p><b>Tie:</b> Black Issue. (Note 3)</p> <p><b>Skirt:</b> No 2 SD.</p> <p><b>Slacks / Trousers (male):</b> No 2 SD. (Note 4)</p> <p><b>Belt:</b> Optional RAF Stable Belt or the optional blue/grey money belt (Note 5).</p> <p><b>Shoes:</b> Black issue, highly polished laced or court. (Note 6)</p> <p><b>Hose:</b> 15 denier Nearly Black tights or stockings. Black issue socks with trousers.</p> <p><b>Jacket:</b> Issue blue Jeltex rain jacket. (Note 7)</p> <p><b>Gloves:</b> Brown leather for officers and WO (ATC), black leather issue for other ranks. (Note 8)</p>	<ol style="list-style-type: none"> <li>1. Officers optional forage cap.</li> <li>2. Optional No1 SD hat and forage cap for WO / SNCO (ATC).</li> <li>3. Even in the working place, under no circumstances are ties to be removed or shirtsleeves rolled up.</li> <li>4. Optional unless otherwise ordered</li> <li>5. The stable belt is not to be worn external to the jersey.</li> <li>6. Court shoes can only be worn with skirt but they are not to be worn for marching. If marching in skirts, flat-soled laced shoes are to be worn.</li> <li>7. The General Purpose Jacket is optional for Officers &amp; WO/ SNCO (ATC). Only the jeltex jacket can be worn by cadets. For inclement weather, if worn, the jacket zip slider is to be zipped up to at least 10cm from the top zip stop</li> <li>8. Optional for inclement weather. Gloves can only be worn with outerwear.</li> </ol>

**No 2B (SHORT SLEEVE) ROUTINE WORKING DRESS (No 2B SD) – FEMALE ALL RANKS – UNIFORMED ADULT STAFF ONLY**



**VR(T) OR ATC  
INSIGNIA MUST BE  
WORN AT ALL  
TIMES**

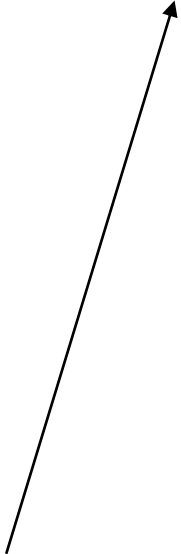
**EITHER GREY BELT /  
PURSE BELT OR  
STABLE BELT CAN BE  
WORN**



**ORDERS OF DRESS – No 2B (SHORT SLEEVE) ROUTINE WORKING DRESS - FEMALE UNIFORMED ADULT STAFF ONLY**

Short Description and Occasions for Wear	Authorised Uniform Items	Notes
<p><b>No 2B (Short Sleeve) Working Dress Uniform</b></p> <p><b>(No 2B SD)</b></p> <p>No 2B SD is a short sleeve dress mode.</p> <p>Unless otherwise ordered, can be worn as a standard working dress, indoors and outdoors all year round</p>	<p><b>Hat:</b> No 1 SD for officers and RWO / WWOs (Note 1 &amp; 2). Beret for other ranks.</p> <p><b>Shirt:</b> Issue short sleeve wedgwood blue. (Note 3)</p> <p><b>Skirt:</b> No 2 SD.</p> <p><b>Slacks / Trousers (male):</b> No 2 SD. (Note 4)</p> <p><b>Belt:</b> Optional RAF Stable Belt or the optional blue/grey money belt (Note 5).</p> <p><b>Shoes:</b> Black issue, highly polished laced or court. (Note 6)</p> <p><b>Hose:</b> 15 denier Nearly Black tights or stockings. Black issue socks with trousers.</p> <p><b>Jacket:</b> Issue blue Jeltex rain jacket. (Note 8)</p> <p><b>Gloves:</b> Brown leather for officers and WO (ATC), black leather issue for other ranks. (Note 9)</p>	<ol style="list-style-type: none"> <li>1. Officers optional forage cap.</li> <li>2. Optional No1 SD hat and forage cap for WO / SNCO (ATC).</li> <li>3. Not to be worn with a tie on any Occasion. Only the top (collar) button is to be undone. If worn, under vests are not to be visible.</li> <li>4. Optional unless otherwise ordered</li> <li>5. The stable belt is not to be worn external to the jersey.</li> <li>6. Court shoes can only be worn with skirt but they are not to be worn for marching. If marching in skirts, flat-soled laced shoes are to be worn.</li> <li>7. A jersey is not to be worn with No.2B SD.</li> <li>8. The General Purpose Jacket is optional for Officers &amp; WO/ SNCO (ATC). Only the jeltex jacket can be worn by cadets. For inclement weather, if worn, the jacket zip slider is to be zipped up to at least 10cm from the top zip stop</li> <li>9. Optional for inclement weather. Gloves can only be worn with outerwear.</li> </ol>

No 2C ROUTINE WORKING DRESS (No 2C SD) – CADETS ONLY



Brassard must be worn outside sleeve rolled up

**ORDERS OF DRESS - No 2C ROUTINE WORKING DRESS – CADETS ONLY**

Short Description and Occasions for Wear	Authorised Uniform Items	Notes
<p><b>No 2C – (Restricted) Routine Working Dress.</b></p> <p><b>(No 2C SD)</b></p> <p>Unless otherwise ordered, can be worn all year round by Cadets only.</p>	<p><b>Hat:</b> Beret.</p> <p><b>Shirt:</b> Issue dark blue long sleeve. (Note 1)</p> <p><b>Skirt or Trousers:</b> No 2 SD. (Note 2)</p> <p><b>Belt:</b> Optional RAF Stable Belt or the blue/grey money belt</p> <p><b>Shoes:</b> Issue, highly polished black laced.</p> <p><b>Hose:</b> 15 denier Nearly Black tights or stockings. Black issue socks with trousers.</p> <p><b>Jersey:</b> Issue blue/grey V or crew neck. (Note 4)</p> <p><b>Jacket:</b> Issue blue Jeltex rain jacket. (Note 5)</p> <p><b>Gloves:</b> Black leather issue for cadet ranks. (Note 3)</p>	<ol style="list-style-type: none"> <li>1. Never worn with tie. Sleeves may be rolled up to above the elbow dependant on climatic conditions. If under vest is worn it is not to be visible.</li> <li>2. Optional unless otherwise ordered</li> <li>3. Optional but only with jersey or outerwear</li> <li>4. Optional - if worn, shirt collar is to be external to the jersey neck.</li> <li>5. The General Purpose Jacket is optional for Officers &amp; WO/ SNCO (ATC). Only the jeltex jacket can be worn by cadets. For inclement weather, if worn, the jacket zip slider is to be zipped up to at least 10cm from the top zip stop</li> </ol>

## No 3 DRESS (No 3 SD) - FIELD CLOTHING – FEMALE OFFICERS AND CADETS

**0326.** No 3 Service Dress – Field Clothing CS 95/PCS-MTP is not issued to all ACO personnel and as such rules and regulations appertaining to its wear apply equally to male and female personnel. Regulations for No 3 SD CS 95/PCS-MTP are as detailed for at Chap 2. No 3 Dress, page 41.

**Stable Belt can be worn as barrack / unit dress and for non physical activities.  
Green belt must be worn at all other times.**



**VR(T) OR ATC  
INSIGNIA MUST BE  
WORN AT ALL TIMES**





#### No 4 Service Dress - Optional Mess Dress – Female All Ranks

**0327.** The order of dress is the same as for No 1 SD except that a white Marcella or plain white shirt with normal collar and black bow tie replaces the wedgwood blue shirt. Medals are not worn.



Change photo to SNCO (ATC)

**VR(T) OR ATC  
INSIGNIA MUST BE WORN AT ALL  
TIMES**

**ORDER OF DRESS - No 4 SD - OPTIONAL MESS DRESS – FEMALE ALL RANKS**

Short Description & Occasion for Wear	All Ranks
<p><b>No 4 Service Dress - Optional Mess Dress</b> <b>(No 4 SD)</b></p> <p>This is an interim mess dress for:</p> <p>1. WO / SNCO (ATC).</p>	<p>No 1 SD with skirt, excepting:</p> <p><b>Shirt:</b> Plain white collared attached. (Wing collars are not permitted)</p> <p><b>Tie:</b> Black bow tie.</p> <p><b>Shoes:</b> Black evening or court.</p> <p><b>Medals are not worn unless Royalty are present.</b></p>

## **Optional No 5 Mess Dress (No 5 SD) – Female Officers, WO / SNCO (ATC)**

**0328. Occasions for Wear.** It is reserved in the main as an evening or Mess Dress and is worn by officers, WOs and SNCOs at formal evening functions e.g. dining-in nights and guest nights. It may also be worn by retired officers, WOs and SNCOs and additionally, officers serving in the RAFVR(T) on all occasions when this form of dress is appropriate for serving personnel. Badges of rank are to be worn as follows:

**a. Officers.** Full width gold ranking lace is worn on both sleeves of the RAF No 5 SD composed as prescribed for No 1 SD. Retired officers wear the badges of rank as recorded when they retired.

Gold ranking, lace appropriate to their rank, the centre of the braid being 9.5 cm (3 ¾”) from bottom of the cuff on both sleeves

**b. WO and SNCO (ATC).** A gold-embellished, single rank badge is worn on the right sleeve only, in the position prescribed for No 1 SD. Retired WO and SNCOs do not wear uniforms when they leave the service.

v. WO (ATC) the centre of badge 16.5cm (6 ½”) from right sleeve bottom.

vi. SNCO (ATC) Lowest point of the chevron 24.1cm (9 ½”) from shoulder seem.

vii. FS (ATC) an embroidered crown is to be worn with the base of the crown 3mm (1/8”) above a horizontal line joining the upper tips.

viii. Flying badges worn with NO 5 are to be half size, gold embroidered on Blue/Grey material. The badge is positioned on the left lapel with the top of the centre of the badge 1 ½” (3.8cm) below the inner end of the collar step opening.

**c. Insignia.** RAFVR(T) or ATC insignia must be worn.

## **No 5 Mess Dress – Authorised Ensemble**

**0329. Jacket.** All personnel wear the same design jacket; however, officers entitled to wear aiguillettes wear plain shoulder straps. Half-size gold embroidered flying badges may be worn where appropriate.

**0330. Skirt.** All personnel wear the same design ankle length skirt, which is to have a 12” slit only, measured from the bottom edge of the hem at the centre back seam.

**0331. Shirt.** The standard approved female pattern white Marcella shirt is to be worn fastened to the neck and worn with small black bow tie.

**0332. Cummerbund.** A plain slate grey cummerbund without pleating is normally to be worn. Official Sqn, Unit, Wing or Formation cummerbunds may only be worn by officers, WO and SNCO at the Wg Cdr / OC Wg / Wg Ex O / CCF CC discretion and only on occasions when official guests are not present.

**0333. Hose.** As for No 1 SD dress.

**0334. Shoes.** Black patent evening or court shoes.

**0335. Handbag.** Black patent evening or clutch bag.

**0336. Earrings.** Small plain spherical, pearl or gold earrings may be worn

**OPTIONAL No 5 MESS DRESS (No 5 SD) – FEMALE OFFICERS, WO / SNCO (ATC)**



**VR(T) OR ATC  
INSIGNIA MUST BE WORN  
AT ALL TIMES**

Photo  
pending

**ORDERS OF DRESS – OPTIONAL No 5 MESS DRESS – FEMALE OFFICERS, WO / SNCO (ATC)**

Short Description and Occasions for Wear	Authorised Uniform Items	Notes
<p><b>No 5 Mess Dress</b></p> <p><b>(No 5 SD)</b></p> <p>Reserved in the main as an evening or mess dress, worn by commissioned officers, WOs and SNCOs at formal evening functions e.g. dining-in nights and guest nights.</p>	<p><b>Hat:</b> No 1 SD hat.</p> <p><b>Jacket:</b> Mess dress blue/grey.</p> <p><b>Shirt:</b> Female White Marcella.</p> <p><b>Skirt:</b> Mess dress blue/grey.</p> <p><b>Cummerbund:</b> Plain unpleated slate grey.</p> <p><b>Bow Tie:</b> Small plain black double ended.</p> <p><b>Hose:</b> As for No 1 SD.</p> <p><b>Earrings:</b> Small, plain, pearl or gold.</p> <p><b>Handbag:</b> Black patent evening or clutch bag.</p> <p><b>Shoes:</b> Black patent evening or court.</p> <p><b>Coat:</b> Issue outerwear.</p>	

**RAF No 6, 7 & 8 Service Dress (Warm Weather Area)**  
**RESIDENT SQN STAFF AND CADETS AT OVERSEAS UNITS ONLY (CYPRUS AND GIBRALTAR)**

**0337. Dates of Changeover.** The changeover dates between temperate and warm weather dress are as detailed in **para 0235**.

**Female No 6 Dress (No 6 SD)**

**0338. Occasions for Wear.** Should there be a requirement for No 6 dress, contact HQAC Logs 1b.

**No 7 Service Dress (No 7 SD)**  
**RESIDENT SQN STAFF AND CADETS AT OVERSEAS UNITS ONLY (CYPRUS AND GIBRALTAR)**

**0339. Occasions for Wear.** No 7A SD (long trousers) are worn overseas as a routine working dress. Unless otherwise ordered, it is routine wear by female personnel listed below and optional working dress who elect to take the long trouser and short trousers issue option.

**0340. Hat.** The head-dress options are as follows:

a. **Officers.** Only the Service issue No 1 SD hat is to be worn on formal and ceremonial occasions. However, when worn as routine working dress, they may opt to wear the airwomen's No 1 SD hat, with appropriate hat badge. Berets are not to be worn.

b. **Other ranks.** The Service issue No 1 SD hat only, is to be worn on formal and ceremonial occasions. Beret or optional forage cap (WO/SNCO (ATC) only) may be worn with working dress. WOs may opt to wear the airwomen's No 1 SD hat, with appropriate hat badge as an alternative working dress hat.

**0341. Footwear.** Service issue flat, laced, black shoes or approved pattern desert boots may be worn with the long trouser mode (No 7A SD). Black socks are to be worn with black shoes; stone socks are worn with desert boots. Court shoes are not to be worn with any form of No 7 SD.

**0342. Belt.** Optional (own expense) RAF Stable Belt or the blue/grey money belt may be worn with either mode of dress.



**No 7A WORKING DRESS (No 7A SD) (WARM WEATHER AREAS) – FEMALE ALL RANKS**



New photo of ACO

**VR(T) OR ATC  
INSIGNIA MUST BE WORN  
AT ALL TIMES**

**No7A working Dress – Long Trousers  
(Shown with Optional Money Belt)**

**ORDERS OF DRESS – No 7A WORKING DRESS (No 7A SD) (WARM WEATHER AREAS) – FEMALE ALL RANKS  
RESIDENT SQN STAFF AND CADETS AT OVERSEAS UNITS ONLY (CYPRUS AND GIBRALTAR)**

Short Description and Occasions for Wear	Authorised Uniform Items	Notes
<p><b>No 7A Routine Dress, long Trousers - Warm Weather Areas.</b></p> <p><b>(No 7A SD)</b></p> <p>Unless otherwise ordered, is worn as routine working dress during authorised warm weather periods</p>	<p><b>Hat:</b> No 1 SD for officers and RWO / WWOs (Note 1 &amp; 2). Beret for other ranks.</p> <p><b>Shirt:</b> Long or short sleeve stone. (Note 3)</p> <p><b>Long Trousers:</b> Stone.</p> <p><b>Belt:</b> Optional RAF Stable Belt or the blue/grey money belt.</p> <p><b>Tie:</b> Black issue – with long sleeve shirt only.</p> <p><b>Shoes:</b> Black issue, highly polished black laced, or approved pattern desert boot for all ranks.</p> <p><b>Socks:</b> Black with black shoes, stone with desert boots.</p>	<p>1. Optional forage cap.</p> <p>2. Optional No1 SD hat and forage cap for WO / SNCO (ATC).</p> <p>3. As preferred unless otherwise ordered.</p>

**No 8 MESS DRESS (No 8 SD) -WARM WEATHER AREAS - FEMALE OFFICERS, WO / SNCO (ATC)  
RESIDENT SQN STAFF AT OVERSEAS UNITS ONLY (CYPRUS AND GIBRALTAR)**

**ILLUSTRATIONS PENDING**

**ORDERS OF DRESS - No 8 MESS DRESS (No 8 SD) -WARM WEATHER AREAS - FEMALE OFFICERS, WO & SNCO (ATC)  
RESIDENT SQN STAFF AT OVERSEAS UNITS ONLY (CYPRUS AND GIBRALTAR)**

Short Description and Occasions for Wear	Authorised Uniform Items	Notes
<p><b>No 8 Mess Dress - Warm Weather Areas.</b></p> <p><b>(No 8 SD)</b></p> <p><b>Note 1 &amp; 3</b></p>	<p><b>Hat:</b> No 1 SD</p> <p><b>Jacket:</b> Mess, white (Note 2)</p> <p><b>Skirt:</b> No 5 Mess Dress (Note 3)</p> <p><b>Cummerbund:</b> Plain unpleated slate grey</p> <p><b>Shirt:</b> Female White, Marcella</p> <p><b>Tie:</b> Small black bow</p> <p><b>Shoes:</b> Black evening or court</p> <p><b>Hose:</b> As for No 1 SD.</p> <p><b>Handbag:</b> Black patent evening or clutch bag</p> <p><b>Earrings:</b> Small plain, pearl or gold earrings may be worn</p>	<p>1. Optional, at personal expense for WO and SNCO (ATC) otherwise as other ranks (Note 4)</p> <p>2. WO &amp; SNCO (ATC) have the same Officer pattern No 8 Jacket but tailored without shoulder straps.</p> <p>3 Optional – Skirt No 5 mess dress pattern/colour in lightweight material (Self Purchase)</p>

**ORDERS OF DRESS – ALL FEMALE ACO PERSONNEL  
INCLEMENT WEATHERWEAR**


**VR(T) OR ATC  
INSIGNIA MUST BE WORN AT ALL TIMES**



**General Purpose Jacket  
Issued to ATC Officers (Optional)  
WO's/SNCO's (ATC) through private  
purchase**



**Issue jeltex jacket to all  
ACO personnel**



**Blue MVP Jacket Not issued to ACO  
(Optional) to Officers and WO's/SNCO's  
(ATC) through private purchase**

INTENTIONALLY BLANK

## CHAPTER 4

### AIR CADET ORGANIZATION DISTINGUISHING INSIGNIA



## CHAPTER 4

### AIR CADET ORGANIZATION DISTINGUISHING INSIGNIA

<b>Contents</b>	<b>Para No</b>
Beret or Hat Badge	0401
Badges on the Brassard	0402
ATC Squadron Identification Badge	0403
ATC Distinguishing Badge	0404
CCF Distinguishing Badge	0405
Training Classification Badges for ATC / Proficiency Badges for CCF	0406
Air Cadet Leadership Badge	0407
Leadership Badge	0408
Nijmegen Badge	0409
Marksman Badge	0410
Cadet 50 and 100 Badge (ATC only)	0411
Communicator and Bandsman's Badge	0412
First Aid Badge	0413
Duke of Edinburgh's Award (DofE) Badges	0414
Instructor Cadet Lanyards	0415
The Lord Lieutenant's Badge	0416
Mayor's Badge	0417
Staff Cadets Rank Slides	0418
Air Cadet Pilot Scheme Badge	0419
Gliding Proficiency Badge	0420
Cadet Navigation Badge	0421
Cadet Flying Badges	0422
Cadet Rank Badges	0423
Positioning of Cadet NCO Rank Badges	0424
Wearing of Airman's No1 SD uniform by CWOs and SNCO Cadets appointed as Lord Lieutenant's Cadet	0425
Wearing of Airman's No1 SD uniform by Lord Lieutenant SNCO Cadets	0426
Badges worn on specialist clothing	0427
Positioning of Officer Rank Badges	0428
Positioning of WO/SNCO (ATC) Rank Badges	0429



### CADET BADGES

**0401. Beret or Hat Badge.** A silvered metal badge comprising a falcon in a circlet bearing the words "Air Training Corps" and normal issue airman's cap badge for CCF.

ATC Cadet Badge



RAF Beret Badge  
(CCF only)



**0402. Badges on the Brassard.** The Brassard is to be fitted over the right sleeve of the jersey or shirt and positioned above the elbow. The top of the Brassard is to be fixed by a fabric strap to the right shoulder strap of the jersey or the shirt, as appropriate. The location of badges on the Brassard are:

**0403. ATC Squadron Identification Badges.** This Badge is to be worn centrally at the top of the Brassard, 6 mm from the top edge.



**0404. ATC Distinguishing Badge.** The Distinguishing Badge "Air Training Corps" is to be worn in a central position immediately below and touching the Squadron identification Badge. An arc-shaped dark blue fabric badge with "AIR TRAINING CORPS" embroidered in light blue.



**0405. CCF Distinguishing Badge.** The distinguishing badge for the CCF Contingent is to be worn centrally in the highest possible position on the brassard with the top edge of the badge 6mm from the sides of the brassard.



**0406. Training Classification Badges for ATC / Proficiency Badges for CCF.** First Class, Leading, Senior Cadet and Master Air Cadet Proficiency Badges are to be worn in a central position immediately below the ATC Distinguishing Badge and with one point of the star or one blade of the propeller uppermost, as appropriate. Only one Classification / Proficiency Badge is to be worn and is to be for the highest classification for which a cadet is qualified.

**ATC First Class Cadet Badge / CCF Part 1.** A four-pointed star embroidered in light blue with a dark blue background.



**ATC Leading Cadet Badge / CCF Part 2.** A four-bladed propeller embroidered in light blue with a dark blue background.



**ATC Senior Cadet Badge / CCF Advanced Certificate.** A four-pointed star superimposed on a four-bladed propeller and embroidered as above.




**Master Air Cadet Badge (ATC only).** A Gold embroidered eagle inside a silver wreath with a dark blue background.



**0407. Air Cadet Leadership Badge.** Graduates of the ACO Leadership Course at RAF Cranwell and the Cadet Leadership Course at the Cadet Training Centre at Frimley Park and Nescliffe are to wear the Air Cadet leadership Badge in a central position immediately below and touching the Proficiency or Classification Badge. The Badge is not to be worn if the higher ranking Junior Leaders Course lanyard has been awarded.

**0408. Leadership Badge.** A gold RAF eagle embroidered on an oval RAF blue background with black lettering and surround.



**0409. Nijmegen Badge.** A cloth triangular badge with green and gold stripes. The word 'NIJMEGEN' is at the bottom of the badge. This Badge is to be worn on the left hand side of the brassard with the base of the badge 9cm from the bottom edge, and 6mm from the left hand edge of the brassard.



**0410. Marksman.** Only one Marksman Badge is to be worn and is to be for the highest level award for which the cadet is qualified - the ascending levels of precedence being Squadron, Wing, Region, Corps Cadet Fifty and Cadet Hundred. Thus, a cadet who has gained a Squadron Marksmanship Badge for Full Bore Rifle shooting and a Regional Marksmanship Badge for Air Rifle shooting is to wear the Regional Marksmanship Badge. Annual re-qualification is not necessary, and the appropriate Badge is to be positioned on the bottom left hand side of the brassard 6mm from the bottom edge and with the bottom right hand corner of the badge 2.5cm from the centre line of the brassard.



**0411. Cadet 50 and 100 Badge (ATC only).** The “Cadet 50” Badge is a woven badge of dark green fabric with the NRA Logo (2 marksmen) embroidered centrally inside a white ring which also contains in white 'NRA CADET FIFTY'. It is awarded to the top 50 cadets from the ACC, ACF and ATC, achieving the best aggregate scores in the Cadet Inter Service Skill at Arms Meeting (CISSAM). A separate green woven flash with the year printed in white is worn centrally, immediately below the badge. The “Cadet 100” Badge is a woven badge of dark blue fabric with the NRA Logo (2 marksmen) embroidered centrally inside a white ring which also contains in light blue, “NRA CADET HUNDRED”. It is awarded to the top 100 cadets from the SCC, ACF and ATC achieving the best aggregate scores in the Cadet Inter Service Cadet Rifle Competition (ISCRM). A blue year badge with the year printed in white is worn centrally, immediately below the badge.

The Cadet 50 or 100 Badge (and accompanying Year Badge) is to be positioned on the bottom left edge of the Brassard in place of any other marksmanship badges which are to be removed. Cadets awarded a Cadet 50 and Cadet 100 may wear either badge but not both.

**Note**

If a cadet is awarded a Cadet 50/100 badge in subsequent years, previous year date badges gained may be worn in date order from the left to the right centralised at the bottom of the 50/100 badge.



**FIFTY**

**YEAR**



**HUNDRED**

**0412. Communicator and Bandsman's Badges.** These ACO project badges are to be worn only in spaces where higher priority Badges have not been gained – The Bandsman’s badge is positioned on the centre line of the brassard with the centre of the badge 6cm from the bottom edge of the brassard.

The Communicator Badge is an oblong cloth badge, dark blue in colour, depicting 4 lightning flashes with a light blue letter 'C' in the centre. This badge is positioned with the base of the badge 9cm from the bottom edge and the top right hand corner 6mm from the right hand edge of the brassard.



**0413. First Aid Badges.**

The St John Ambulance First Aid Badge is a circular cloth badge which depicts a red roundel with “YOUTH FIRST AID” around the top and “St John Ambulance” across the bottom. The centre of the badge has the white cross of St John on a black background. The First Aid badge is to be positioned on the bottom right hand side 6mm from the bottom edge and with the centre of the badge 6cm from the centre line of the brassard.

The St John Ambulance Green First Aid Badge is a circular cloth badge which depicts a green roundel with “FIRST AID” around the top and “St John Ambulance” across the bottom. The centre of the badge has the white cross of St John on a black background. The Green First Aid badge is to be positioned on the bottom right hand side 6mm from the bottom edge and with the centre of the badge 6cm from the centre line of the brassard.

Note. Only one badge is to be worn for the duration that the cadet is qualified.



**0414. Duke of Edinburgh's Award (DofE) Badges.** Badges are to be worn centrally on the right shoulder patch 1.0 cm above its lower edge on the RAF pattern jersey. Only one DofE badge is to be worn; it will always be the most advanced badge for which the cadet is qualified.



**NO LANYARDS ARE TO BE WORN WITH COMBAT 95 OR ANY OTHER JACKETS**

**0415. Instructor Cadet Lanyards.** This is to be worn as a cord over the left shoulder, affixed under the shoulder strap and fastened to a small raised RAF crested black button sewn centrally on the bottom edge of the shoulder patch. When worn with the Wedgwood blue shirt the lanyard should be placed under the epaulette on the left shoulder with the braided part hung in front. The cord is passed under the shoulder and secured by placing the end of the lanyard through the 'eye' of the cord. This signifies that the cadet has qualified as an instructor in the ACO recognised course.



**Junior Leaders' Course Lanyard.** Cadets who graduate from the Junior Leaders Course will be awarded a maroon lanyard. This will be worn in the same manner as the Instructor Cadet lanyard. If a cadet is qualified for both lanyards, only the Junior Leader lanyard is to be worn.



**Qualified Aerospace Instructors' Course Lanyard.** Cadets who graduate from the Qualified Aerospace Instructors' Course will be awarded a blue lanyard. This will be worn in the same manner as the Instructor Cadet lanyard. If a cadet is qualified for both lanyards, only the Aerospace lanyard is to be worn.

This is now no longer available through services sources.



**0416. The Lord Lieutenant's Badge.** Lord Lieutenant's cadets who are authorised to wear No 1 SD are to display the Lord Lieutenant's Badge centrally on the left sleeve. When wearing blue uniform, other than No 1 SD Uniform, the Lord Lieutenant's Badge is to be worn centrally on its own brassard. This brassard is to contain no other badges and is worn on the left arm. It is to be worn at all times throughout the tenure of office.



**0417. Mayor's Badge.** On appointment a nominated cadet may be issued with a badge of office by the local mayor. Should such an issue be made, then the badge is to be worn centrally on its own brassard. This brassard is to contain no other badges and is worn on the left arm. It is to be worn at all times throughout the tenure of office. (Image Pending).

**0418. Staff Cadets.** Cadets after their 18th birthday may continue service as a Staff Cadet until the age of 20 years or opt to leave the Corps. Those who remain in the Corps are to wear modified, integral rank slides with "STAFF CADET" lettering embroidered onto the lower/shoulder end of each slide and in the same colour as the rank insignia. No equivalent means of identification is required for cadets in No 1 SD uniform.



CCF ONLY



**Blue rank slides only must be worn with No 2 / No 3 dress**

**0419. Air Cadet Pilot Scheme.** A pair of fabric wings embroidered with the letter 'P' in the centre, "AIR CADETS" is embroidered in gold respectively above and below the letter 'P'.



**0420. Gliding Proficiency Badge.** A pair of embroidered blue, silver and gold wings with a central 'GS', 'S' and 'A' respectively.



**0421. Cadet Navigator Badge.** An embroidered half-wing in light blue with dark blue edging, bearing a ringed 'N' with the words 'AIR CADETS' embroidered in light blue above and below it.



NAVIGATOR



**0422. Cadet Flying Badges.** Cadets are restricted to wearing only 2 of the flying badges on the Jersey BG: one to represent achievement in gliding; and one in conventional flying. In the case of gliding only, the Badge indicating the highest level of attainment is to be worn. In the case of conventional flying, the precedence of badges, in ascending order, is the Air Cadet Navigation Scheme and Air Cadet Pilot Scheme. Only the Badge indicating the highest level of attainment is to be worn. The flying badges are to be worn as follows:

**Single Badge.** When a single badge is worn it is to be positioned centrally 1cm above the bottom edge of the patch of the left shoulder of the jersey BG. When worn with No 1 HD, it is to be positioned centrally 1cm above the top seam of the left hand pocket.

**Two Badges.** When badges from both categories are worn, the Gliding Proficiency Badge is to be positioned centrally 1cm beneath the Badge awarded for conventional flying. When the Glider Pilot Badge or the Glider Instructor Badge has been awarded, however, this is to be positioned centrally 1cm above the conventional flying badge. This applies equally to Jersey BG and No 1 HD.

ACO Uniform Staff eligible to wear Glider Pilot Badge are to wear a pair of wings embroidered in light blue with dark blue edging and a central 'G' contained in a woven blue ring. It is to be worn on the left breast of the No 1 jacket or No 2 jersey immediately and centrally above the top line of conventional breast pockets (when fitted) and in a corresponding position on the jersey. When medal ribbons are worn, glider badges are to be placed directly above the top row of medal ribbons, with a space of ¼ " (6.5mm) between the lowest part of the badge and the upper edge of the ribbon(s). Glider badges worn with No 5 and No 8 SD (Mess Dress) are to be half size, gold embroidered on blue/grey material. The badge is positioned on the left lapel with the top of the centre of the badge 1 ½ "(3.8 cm) below the inner end of the collar step opening.

**Note:** Cadets qualified for both the Glider Proficiency and Glider Pilot's badges are to wear only the latter.



GLIDER PILOT



GLIDING INSTRUCTOR

## 0423. CADET RANK BADGES

Except for the CWO badge, cadet rank badges worn with the Jersey blue-grey or shirt are identical to those worn by members of the Royal Air Force. Badges have ribbon loops to enable them to be worn on the shoulder straps of the Jersey blue-grey or shirt as appropriate.

**CWO.** A woven fabric badge in dark blue with an embroidered light blue crown and laurel wreath.



No 1 if issued



**OTHER RANKS.** A woven fabric badge in dark blue with embroidered crown and chevrons.

FS Badge



Sgt Badge



Cpl Badge



Lance Cpl Badge



CCF ONLY

Blue rank slides only must be worn with No 2 / No 3 dress

## **0424. POSITIONING OF CADET NCO RANK BADGES**

### **Shoulder Slides for the No 2 and 7 SD**

The appropriate blue rank slide badges on the rank epaulette.

### **Rank Slides for (No 3 SD) CS 95/PCS-MTP**

The appropriate blue rank slides are to be worn on the “front rank epaulette” of the CS 95/PCS-MTP jacket and shirts.

### **Outerwear**

The appropriate blue rank slides are to be worn on the “front rank epaulette” of the jeltex jacket

## 0425. WEARING OF AIRMAN'S NO 1 SD UNIFORM BY CWOs AND SNCO CADETS APPOINTED AS LORD LIEUTENANTS CADETS

Although not scaled for, the wearing of No 1 SD uniform, where authorised, cadets are subject to the following regulations.

- a. **Authority to wear by ACO** - is required in accordance with sub-para 0202e.
- b. **Distinguishing Badges** - are to be worn on both sleeves with the centre point of the top edge of the badge located 6 mm below the centre of the shoulder seam. RAF Eagle Flashes on sleeves are to be removed and ATC / CCF insignia patches are to be attached in their place.
- c. **Unit Identification Badges** - are to be worn on both sleeves with the top of the squadron number located centrally 5 cm below the shoulder seam.
- d. **Rank Badges** – CWO Rank Badges are to be positioned on the front centre of both sleeves with the middle of the badge located 16 cm above the cuff. NCO Rank Badges are to be worn centrally on the outer face of both uniform sleeves, with the lowest point of the chevrons located 24cm from the shoulder seam. The FS metal crown is to be positioned with the base of the crown 3mm above a horizontal line joining upper tips of the chevrons (Preferably to be sewn onto avoid making holes in the jacket sleeves).
- e. **Flying and gliding Badges** - are to be worn in accordance with guidance provided at Para 0418 – 0421, except that a single badge, or lower of 2 badges, is to be positioned 1 cm above the breast pocket.
- f. **Marksman Badges** - Only the highest ranking Marksman Badge is to be worn (see Para 0410) and positioned on the right sleeve, 1.2cm above the CWO Badge. For NCOs the highest ranking is to be positioned centrally on the right sleeve and with the middle of the badge located 16cm from the cuff.
- g. **Classification/Proficiency Badges** – CWO are to be worn centrally on the left sleeve with the top of the badge 15cm below the shoulder seam and located with a propeller badge vertical. For NCOs are to be worn centrally on the left sleeve and with the middle of the badge located 16cm from the cuff.
- h. **DofE Award Badges** - are to be worn on the left sleeve, 1.2 cm above the Classification/Proficiency Badge or CWO Rank Badge.
- i. **Lord Lieutenant's Badge** – When required to be worn, is to be positioned centrally on the left sleeve 1.2 cm above the Duke of Edinburgh (DofE) Award Badge. If the DofE Award Badge is not worn, however, the Lord Lieutenant's Cadet Badge is to be positioned in its place – i.e. centrally on the left sleeve and with the bottom edge of the badge 1.2cm above the CWO rank badge or the Classification /Proficiency badge.
- j. **Order of Badges** – CWOs. The CWO badges are to be worn as described in para d. The DofE badge is to be worn as described in Para h and the Lord Lieutenant's badge is to be worn 1.2 cms above the DofE badge on the left sleeve.
- k. **Band Badges** – are not to be worn so as not to damage the sleeves of the jacket.

#### **0426. WEARING OF AIRMAN'S NO 1 SD UNIFORM BY LORD LIEUTENANT SNCO CADETS**

Lord Lieutenant's Cadets who are of SNCO rank and are authorised to wear No 1 SD uniform are subject to the regulations for CWOs except that:-

- a. Badges of rank are to be worn centrally on the outer face of both uniform sleeves, with the lowest point of the chevrons located 24cm from the shoulder seam.
- b. The Lord Lieutenant's Badge is to be positioned centrally on the left sleeve 1.2 cms above the Duke of Edinburgh (DofE) Award badge. If the DofE Award badge is not worn, however, the Lord Lieutenant's Cadet badge is to be positioned in its place - i.e., centrally on the left sleeve and with the middle of the Badge 16 cm above the cuff.
- c. The highest ranking Marksman Badge is to be positioned centrally on the right sleeve and with the middle of the Badge located 16cm from the cuff. The Marksman badge is to take precedence over the wearing of a Band Badge in the same location.

#### **0427. BADGES WORN WITH SPECIALIST CLOTHING**

Badges worn with CS95 Uniform

ATC/CCF beret and Badge, as issued.

A Blue Rank Badge slide, as issued, on the front epaulette of the jacket.

The Union Flag emblem – worn centrally on left arm, 5cm below the shoulder seam

The Air Cadet Patch – worn centrally and immediately above the right breast pocket

The Cadet TRF – worn centrally on the right arm, 7.5cm below the shoulder seam

If authorized, certain official badges can be worn depending on Rank and specialist qualifications gained.

## Badges worn with Coveralls and Flying Suits

ATC/CCF beret and Badge, as issued.

Blue Rank Badge slides, as issued, on both epaulettes.

AEF and VGS Staff Cadets should also wear a "Flight Staff Cadet" patch on the left breast of their own overalls or flying suits.

**OFFICER BADGES AND RANK INSIGNIA POSITIONS**



**Officer cap badge**



**Officer beret badge**



**Officer RAF VR(T)  
insignia**



**Off Cadet Rank Slide**

**RAFVR(T) OFFICERS MUST WEAR THEIR VRT INSIGNIA ON RANK BRAID**

Fit through braid if possible  
Otherwise just above


**JUNIOR OFFICERS**



**Flt Lt Rank Slide**



**Fg Off Rank Slide**



**Plt Off Rank Slide**

**SENIOR OFFICERS**



**Gp Capt Rank Slide**



**Wg Cdr Rank Slide**



**SqN Ldr Rank Slide**

## **0428. POSITIONING OF OFFICER RANK BADGES**

### **Jacket Sleeves, No 1 SD.**

All officers wear rings of black and blue ranking braid as appropriate to their rank, the centre of the braid being 9.5 cm (3 ¾") from the bottom of the cuff.

### **Rank slides for the No 2, 3, 6 and 7 SD and Outerwear.**

The bottom row of Blue Composite Braid should be at the base of the epaulette, for Plt Off and Fg Off the braid should be mounted centrally on a backing material matching the host garment. All must incorporate the Gilt VRT Insignia.

**All Officers within the ACO, who have not completed their OIC at ATF RAF Cranwell, must wear white rank slides with VRT insignia when in uniform, prior to attending ATF. There are no exemptions.**

### **Gold Lace Ranking**

Full width gold ranking lace is worn on the sleeve of the No 5 (Mess Dress) composed as prescribed for No 1 SD. Half-width gold lace is worn on the shoulder straps of No 8 (Mess Dress) uniforms

Flying badges worn with No 5 and No 8 (Mess Dress) are to be half size, gold embroidered on blue/grey material. The badge is positioned on the left lapel with the top of the centre of the badge 1 ½" (3.8cm) below the inner end of the collar step opening.




VRT Badge should be vertical with centre white line cloth badges are not issued



The equivalent position must be used in all No 1 Mess Dress, both male and female. This also applies to WO and SNCO'S (ATC) insignia

ATC



Lapel stitch

Shoulder stitch



VRT Insignia 15 mm above  
lapel stitch to the base of the  
T with the insignia vertical

Medals on left lapel 17.5 cm  
below shoulder stitch

**Male officer No 5**

Shoulder stitch



**ATC**

ATC Insignia 15 cm below  
shoulder stitch  
Medals on the left lapel 13 mm  
below bottom of insignia

**Male WO / SNCO No 5**





Shoulder stitch



VRT insignia 13 cm below  
shoulder stitch  
Medals on left lapel 13 mm  
below bottom of insignia

**Female officer No 5**

Shoulder stitch



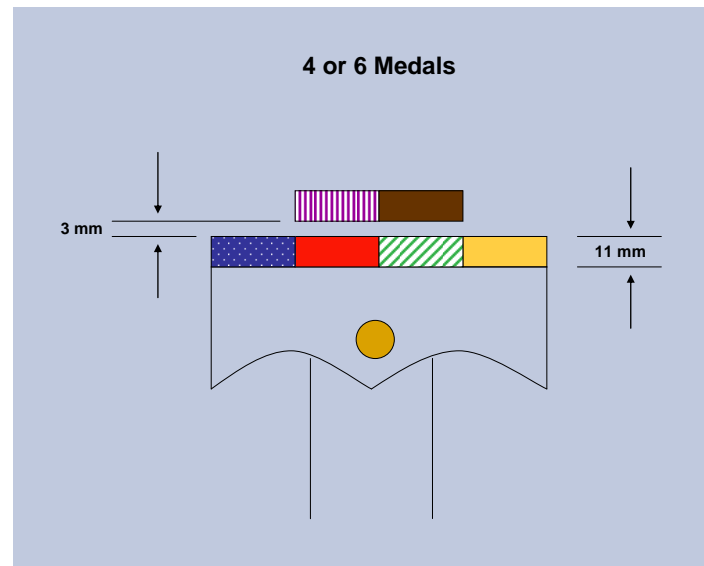
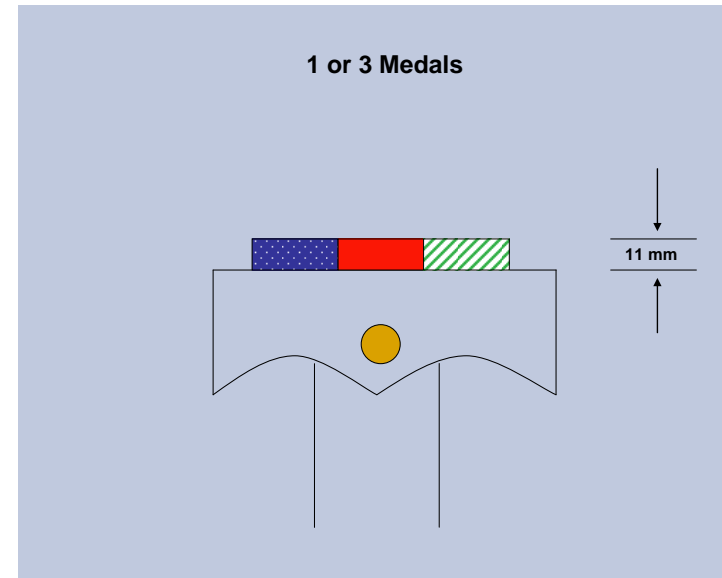
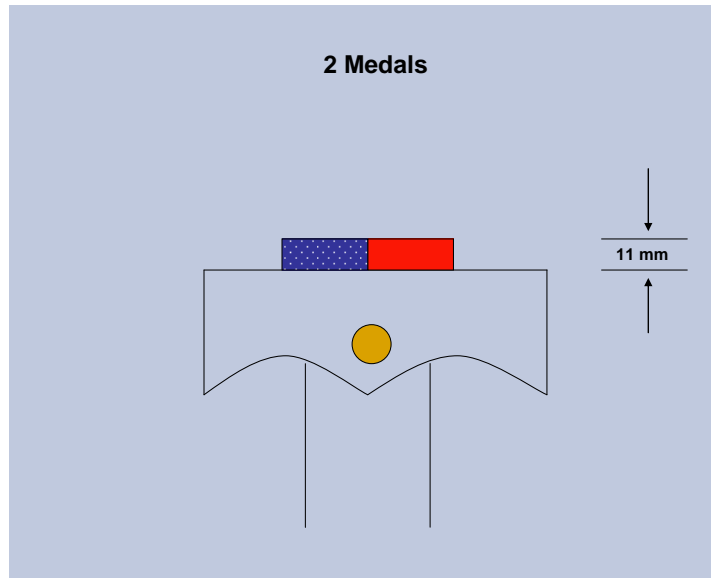
**ATC**

ATC insignia 13 cm below  
shoulder stitch  
Medals on left lapel 13 mm  
below bottom of insignia

**Female WO / SNCO No 5**

## MEDAL RIBBON POSITIONS

(Worn over Left Breast Pocket)



Only 4 ribbons in 1 row all other ribbons go in a tier system above the last row. If there is only 1 ribbon it goes centrally above the left breast pocket.

**WO/SNCO ATC CAP BADGES**



**WO cap badge**



**WO beret badge**



**SNCO (ATC) beret badge**



**WO/SNCO ATC insignia  
Must be worn with all uniforms**

**WO/SNCO (ATC) BLUE RANK SLIDES ONLY FOR No 2 / No 3 Dress**



**WO (ATC)**

**EX WO 1's only who held a Royal Warrant of the 3 Regular Forces and a number of WO (ATC) holding key posts authorised by Comdt AC only**



**WO (ATC)**



**FS (ATC)**



**SGT (ATC)**



**All SNCOs awaiting ATF course**

**No 1 UNIFORM BADGES**



**WO (ATC) badge**

**EX WO 1's only who held a Royal Warrant of the 3 Regular Forces and a number of WO (ATC) holding key posts authorised by Comdt AC only**



**WO (ATC) badge**



**FS (ATC)**



**SGT (ATC)**



## **0428. POSITIONING OF WO/SNCO (ATC) RANK BADGES**

### **Jacket Sleeves, No 1 SD**

- a. WO – centre of badge 16.5cm (6 ½”) from sleeve bottom.
- b. SNCO – lowest point of the chevrons 24.1cm (9 ½ “) from the shoulder seam.
- c. FS – a 3-bar chevron surmounted by a crown. The base of the crown is to be 3mm (1/8”) above a horizontal line joining the upper tips. The metal crown is only to be worn on the No 1 SD jacket.

### **Shoulder Slides for the No 2, 6 and 7 SD and Outerwear**

The appropriate blue rank slide badges incorporating the Anodised ATC Insignia are to be worn by all WO/SNCO (ATC) on the rank epaulette.

### **Rank Slides for (No 3 SD) CS 95/PCS-MTP**

The appropriate blue rank slides incorporating the Anodised ATC Insignia are to be worn on the “front rank epaulette” of the CS 95/PCS-MTP jacket and shirts.

**All SNCOs within the ACO who have not completed their SSIC at ATF RAF Cranwell, must wear white rank slides with ATC insignia when in uniform, prior to attending ATF. The only exemption will be Ex Regular Forces WOs/SNCOs, however they are still required to attend the SSIC at ATF.**

### **WOs and SNCOs on No 5 and 8 (Mess Dress)**

The gold-embellished, single rank badge is worn on the right sleeve only, in the position prescribed for No 1 SD.

Flying badges worn on No 5 and 8 (Mess Dress) are to be half size, gold embroidered on blue/grey material. The badge is positioned on the left lapel with the top of the centre of the badge 1 ½ “(3.8cm) below the inner end of the collar step opening.



## Badge Positions on the Brassard Air Training Corps

**ALL BRASSARDS TO BE WORN OUTSIDE THE TURNUP ON SHIRTS WHEN ROLLED ABOVE ELBOW  
NEVER TO BE WORN WITH CS 95/PCS-MTP**

**Classification Badges – First Class-Leading-Senior Cadet-Master Air Cadet are to be worn in a central position immediately below and touching the Distinguishing badge. Only one Classification Badge is to be worn and is to be for the highest classification for which the cadet is qualified.**

**Leadership Course badge – is to be worn in a central position immediately below and touching the Classification badge.**

**Nijmegen Badge – is to be worn on the left hand side of the brassard with the base of the badge 9 cm from the bottom edge, and 6 mm from the left hand edge of the brassard.**

**Marksman Badges – are to be worn on the bottom left hand side of the brassard 6 mm from the bottom edge and with the centre of the badge 6 cm from the centre line of the brassard. The Cadet 50 and 100 badge are to be worn in the same position but with the years flashes equally placed 6mm from the bottom and main badge immediately above and touching with the edge of the badge 6mm from the left hand curved edge of the brassard. Only one Marksman badge the highest level is to be worn.**

Central position

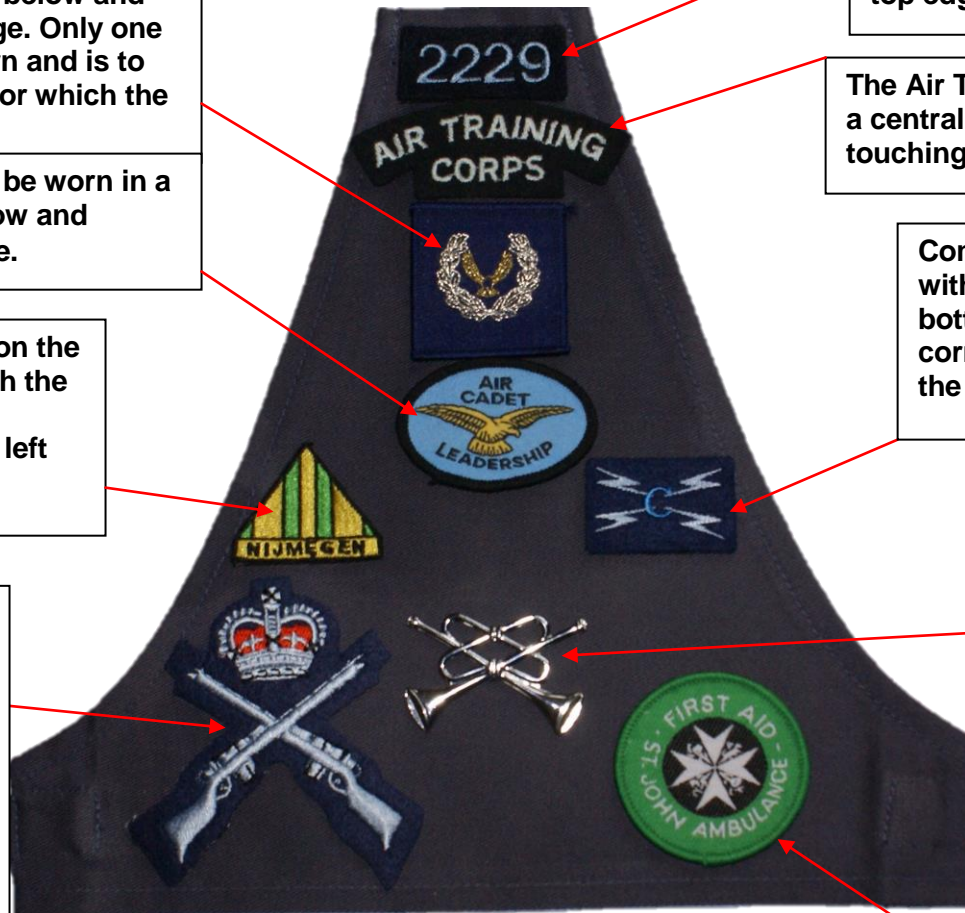
**Identification Badge – is to be worn centrally 6mm from the top edge of the brassard.**

**The Air Training Corps Badge is to be worn in a central position immediately below and touching the Identification badge.**

**Communication Badge – is to be worn with the base of the badge 9 cm from the bottom edge and the top right hand corner 6 mm from the right hand edge of the brassard.**

**Musicians Badges - are to be worn on the centre line of the brassard with the centre of the badge 6 cm from the bottom edge of the brassard.**

**First Aid Badge – is to be worn on the bottom right hand side and 6 mm from the bottom edge of the brassard, with the centre of the badge 6 cm from the centre line of the brassard. Only the highest award is to worn and only for the duration that the cadet is qualified.**



## Badge Positions on the Brassard Combined Cadet Force


**ALL BRASSARDS TO BE WORN OUTSIDE THE TURNUP ON SHIRTS WHEN ROLLED ABOVE ELBOW  
NEVER TO BE WORN WITH CS 95/PCS-MTP**

**Classification Badge – First Class Cadet Part 1 – Leading Cadet Part 2 – Senior Cadet**  
Advanced to be worn in a central position immediately below and touching the CCF Distinguishing badge. Only one Classification Badge is to be worn and is to be for the highest classification for which the cadet is qualified.

**Leadership Course badge –** is to be worn in a central position immediately below and touching the Classification badge.

**Nijmegen Badge –** is to be worn on the left hand side of the brassard with the base of the badge 9 cm from the bottom edge, and 6 mm from the left hand edge of the brassard.

**Marksman Badges –** are to be worn on the bottom left hand side of the brassard 6 mm from the bottom edge and with the centre of the badge 6 cm from the centre line of the brassard. The Cadet 50 and 100 badge are to be worn in the same position but with the years flashes equally placed 6mm from the bottom and main badge immediately above and touching with the edge of the badge 6mm from the left hand curved edge of the brassard. Only one Marksman badge the highest level is to be worn.



The Combined Cadet Force Distinguishing Badge is to be worn centrally with the top edges of the badge as high as possible with both corners 6 mm from the edge of the brassard.

Communication Badge – is to be worn with the base of the badge 9 cm from the bottom edge and the top right hand corner 6 mm from the right hand edge of the brassard.

Musicians Badges - are to be worn on the centre line of the brassard with the centre of the badge 6 cm from the bottom edge of the brassard.

First Aid Badge – is to be worn on the bottom right hand side and 6 mm from the bottom edge of the brassard, with the centre of the badge 6 cm from the centre line of the brassard. Only the highest award is to worn and only for the duration that the cadet is qualified.

**0430. AUTHORISED PATCHES TO BE WORN FOR CS 95/PCS-MTP**

**PATCHES WORN ON THE RIGHT SLEEVE – worn with the top of the badge 7.5cm from shoulder seam (CS 95)**



RAF TACTICAL  
RECOGNITION FLASH  
RAFVR(T) OFFICERS ONLY



WO / SNCO (ATC) TRF



CADETS TRF

**PATCHES WORN ON THE LEFT SLEEVE – worn with the top of the badge 7.5cm from shoulder seam (CS 95)**



SATT TEAMS



JUNIOR LEADER - GRADUATE  
CADET ONLY



UNION JACK ONLY IF  
ALREADY STITCHED ON  
(upper corners meet the  
edges of the plate)

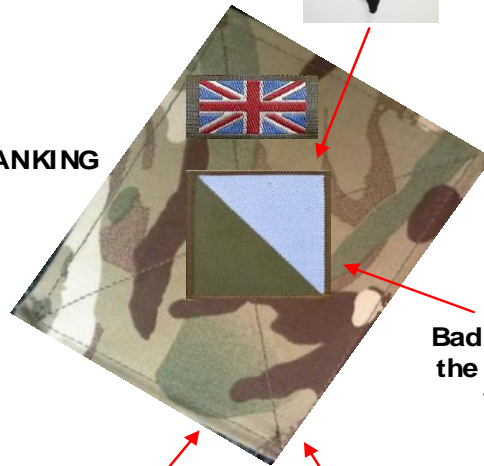


Dagger replaces  
formation badge



TRF moves down  
so lower corners  
meet edge of  
Blanking Plate if  
Para wings worn


LEFT BLANKING  
PLATE



Badge affixed centrally to  
the Blanking Plate below  
the union emblem

Maroon colour on right,  
(affixed centrally to the  
Blanking Plate)

RIGHT BLANKING  
PLATE



SATT



JUNIOR LEADERS



VRT OFFICER



WO/SNCO (ATC)



ACO CADETS

Each patch is to carry no more than 2 badges. No other badges are worn i.e. Weapons instructor, RAF Regt Cross Rifles etc.

### RAF REGIMENT SHOULDER BADGE

ALL RAFVR(T) AND ATC INSIGNIA MUST ALSO BE WORN WITH THESE BADGES

The badge is to be mounted with

No 1 Dress



Mess Dress



These are to be only worn on No 1 dress, all  
Mess dress and No 3 Dress CS 95/PCS-MTP

CS95/PCS-MTP

No RAF Regiment Rank slides  
Are to be worn with No 2 Dress



Only applies to SNCO (ATC) personnel who have passed RAF Regiment Trainee Gunner course.  
Only applies to VR (T) Officers who have passed RAF Regiment Junior Regiment Officers Course.

Policy as directed by CG RAF Regiment – 20110921 – Entitlement to wear the RAF Regt insignia.doc

INTENTIONALLY BLANK

CHAPTER 5

**ACO ORDERS OF DRESS – CIVILIAN INSTRUCTORS AND PADRES**



**ATC LAPEL BADGE**



**CIVILIAN INSTRUCTOR'S ARM BAND**



**CI LAPEL BADGE**



**CHAPLAIN'S SCARF BADGE**



**CHAPLAIN'S LAPEL BADGE**

**CIVILIAN INSTRUCTORS**

## **Chapter 5 – Introduction**

This chapter illustrates, through a selection of explanatory notes and illustrations the various orders of dress for male and female Civilian Instructors and Padres. It also stipulates the occasions on which each type of dress should be worn.

### **Notes:**

CI's are not permitted to wear uniform, **with the exception of Variations of CS95/PCS-MTP, Page 42 Para 0222.**

Dress for CI's should always be appropriate for the task and non offensive. Slogans on T-shirts that are offensive should not be worn. Male and female CI's should ensure that they are suitably dressed. Male CI's should always have a top with a collar on and Female CI's should always ensure that modesty is maintained.

### **Formal wear for Civilian Staff (No1 Uniform equivalent)**

- a. Dark suit with shirt, tie and shoes or Blazer and flannels with shirt, tie and shoes.
- b. Females in Trouser/Skirt suit with blouse or dress, Skirt with blouse with shoes.

### **Squadron Parade Night.**

- a. Trousers, Chino's or Cargo style with issue Polo shirt and Sweatshirt or Squadron Polo shirt acceptable. If not issued then a casual smart open neck shirt with jersey or sweatshirt,
- b. Females same but may wear slacks, skirts or shorts of a suitable length no more than 3" above the knee.
- c. Footwear should be suitable to the task.

### **Adventure Training/ Field Craft Dress**



- a. DPM clothing of any pattern or style is not to be worn by CI's under any circumstances no matter what the task.
- b. Outdoor clothing suitable for task, water proofs, fleeces. Cargo/walking trousers (not Jeans) and sturdy boots for both Male and Female CI's.

**Dress in the Mess on RAF Stations (summer camps etc).**

- a. Dictated by Mess rules, check on arrival.
- b. A minimum standard is expected of a collared shirt, trousers/chinos which includes jeans but these must be clean (not ripped or fading) jersey/cardigans.
- c. Ladies may wear skirts/trousers with blouse or dresses.
- d. Shoes but not trainers or sandals (No sports kit).
- e. If formal a collar and tie with jacket and trousers and ladies should wear a dress or skirt and blouse.

**Formal Function wear for Civilian Staff (No 5 or No 4 Dress equivalent) (Mess Dinners)**

- a. Black tie (Dinner Jacket) white shirt no winged collars black bow tie with black shoes or a Lounge suit with collar and tie shoes.
- b. Ladies Evening Dress full length or Evening Cocktail Dress to a modest length Ladies should have their shoulders covered at the table. In recent years the length of ladies dresses have become shorter, this is also mirrored in the Royal Air Force.
- c. The PMC/CMC should give direction on each event.



Formal Wear



Squadron Parade Night



**DRAFT COPY ONLY INCOMPLETE**

**PADRES**

### **Dress for ATC Chaplains**

Even if it is not your personal custom normally to wear a clerical collar (although entitled) you should endeavour to do so when on an RAF Station. This establishes your status and makes you immediately recognisable to all station personnel.

### **RAF No 1 HOME DRESS (TUNIC)**

This is only worn on formal occasions. The recommended equivalent dress for Chaplains is a lounge suit with clerical collar and miniature Chaplain's badge.

### **RAF No 2 HOME DRESS –WORKING DRESS**

This should be a dark sweater and clerical collar with Chaplain's badge. In the summer, shirtsleeve order should be followed.

### **Adventure Training/ Field Craft Dress**

- a. DPM clothing of any pattern or style is not to be worn by Padres under any circumstances no matter what the task.
- b. Outdoor clothing suitable for task, water proofs, fleeces. Cargo/walking trousers (not Jeans) and sturdy boots for both Male and Female Padres.

More information on Padres  
Dress pending from the Corps  
Chaplain



**INTENTIONALLY BLANK**

**DRAFT COPY ONLY INCOMPLETE**

**CHAPTER 6**

**ACO ORDERS OF DRESS - BANDS NATIONAL / REGIONAL / WING/ CCF CONTINGENTS / SQN**

**Chapter 6 – Introduction**

This Chapter illustrates, through a selection of explanatory notes, the various orders of dress for ACO Band personnel. It also stipulates the occasions on which each type of uniform should be worn.

1. Normal working dress for Air Cadet Musicians, whether individuals or members of bands, is precisely the same as that for any other cadet: No 2C SD (dark blue shirt).
2. Similarly, when a smarter form of dress is appropriate (for example, when performing rather than rehearsing) a Wedgwood blue shirt and black tie should be worn: No 2 SD (or No 2A SD where appropriate). For Health and Safety reasons females wear flat shoes – not court shoes. When performing on stage (at a concert for instance) female cadets should wear slacks rather than skirts.
3. The following accoutrements only may be worn with No 2 SD:
  - a. White webbing belt
  - b. White cotton/nylon gloves

NB – Although authorised for wear, the above items are not scaled for issue at public expense.

  - c. White dress cords - worn on the left shoulder (not to be worn in shirt sleeve order)
4. The following items are not to be worn:
  - a. No 1 SD (with the exception of the Air Cadet National Marching Band and the Air Cadet National Fanfare Section)
  - b. No 1 SD hats, busbies, or any headdress other than the beret (except where normally permitted on religious grounds)
  - c. Sashes (except for Drum Majors who may wear a dark blue or Air Force grey *Drum Major Sash* over the left shoulder)
  - d. Gauntlets
  - e. Hackles or plumes

- f. Any item of No 9 Dress

### **Badges**

- 5. Cadets may be awarded musician badges (without crown) according to the instrument they play: Trumpeter (crossed trumpets – worn with the mouthpieces pointing upwards) for brass players; Drummer (drum) for percussionists; Piper (bagpipe) for pipers; and Bandsman (lyre) for all other instrument players (including tuned percussion). Criteria for the award is set out in ACP 1812. Cadets do not have to be in a Band, if they play a musical instrument to the qualifying standard they can qualify for the award of a musician's badge.
- 6. The criteria for the award of 'silver' and 'gold' musician badges are set out in ACP 1812. An individual may be awarded more than one musician badge, but only one is to be worn. Where an individual has been awarded both 'silver' and 'gold' badges the 'gold' badge should be worn.
- 7. The appropriate musician badge should be worn in a central position of the rectangle on the brassard.
- 8. Musician badges are not to be worn by CFAVs.
- 9. Musician badges *with crown* are not to be worn under any circumstances.

### **No 1 SD**

- 10. No 1 Dress may be worn by the Air Cadet National Marching Band and the Air Cadet National Fanfare Section only. Authority to wear No 1 SD is granted to the Band and the Section – not to the individuals within those ensembles – and unless specifically authorised (see below) it is only to be worn when performing as part of the Air Cadet National Marching Band or Air Cadet National Fanfare Section.
- 11. In exceptional circumstances, the Principal Director of Music (Air Cadets) may authorise individual members or sections of the Air Cadet National Marching Band or Air Cadet National Fanfare Section to wear No 1 Dress when they are representing the ACO at a prestigious event – for example, as a soloist or corps of drums.
- 12. **Head dress.** Cadets will wear berets (not SD hats) with the appropriate hat badge.
- 13. **Badges.** The following badges (and no others) will be worn as follows:
  - a. The Air Training Corps or Combined Cadet Force distinguishing badge 1 cm (1/2") below the shoulder seam on both sleeves.  
Possibility of an ACO Marching Band distinguishing badge.
  - b. Rank badges (except drum majors)

- (1) Lance Cpl (CCF only): a 1-bar chevron worn on the upper arm of both sleeves.
- (2) Cpl: a 2-bar chevron worn on the upper arm of both sleeves
- (3) Sgt: a 3-bar chevron worn on the upper arm of both sleeves
- (4) FS: a 3-bar chevron surmounted by a 'gold' crown worn on the upper arm of both sleeves
- (5) CWO: a crown surrounded by a laurel leaves worn on the forearm of both sleeves.
  - a. Drum Major insignia: four inverted chevrons surmounted by a 'gold' drum badge worn on the lower forearm of both sleeves. NB. Drum Major is an appointment not a rank. Rank badges are not to be worn with Drum Major insignia.
  - b. The appropriate musician badge worn centrally on the right sleeve 16cm from the cuff. CWOs are to wear the badge centrally on the right sleeve 17.5 cm from the shoulder seam.

14. **Accoutrements.** The following accoutrements will be worn.

- a. White webbing belt
- b. White cotton/nylon gloves
- c. White dress cords worn on the left shoulder (no other lanyards are to be worn)

**For Health & Safety reasons, females are to wear flat shoes (not court shoes).**

15. **Highland Dress**

- (1) Pipe bands, subject to the approval of OIC Air Cadet Pipe Music, may wear Highland Dress as follows:
  - a. Glengarry with appropriate hat badge
  - b. Blue grey Highland Jacket
  - c. Wedgwood blue shirt and black tie
  - d. Kilt in RAF tartan with sporran



- e. Socks
- f. Black shoes or brogues

Notes:

Although authorised for wear, Highland Dress is not scaled for issue at public expense.

Rank badges are not to be worn with Highland Dress

### **Salon Dress**

16. Where the occasion warrants a more formal dress (for instance at a formal dinner) the following may be worn by cadets (without headdress, badges or insignia) within the confines of the venue:

- a. Plain white shirt with normal (not winged) collar
- b. Black bow tie
- c. Blue grey trousers/slacks (not skirts)
- d. Black shoes
- e. Slate grey cummerbund is optional

Notes:

Although authorised for wear, with the exception of blue grey trousers/slacks these items are not scaled for issue at public expense.

Rank badges are not to be worn with Salon Dress

17. Alternatively, at the discretion of the OIC, female cadets may wear a full length evening dress in a style and colour in keeping with the male attire.

## CFAV Performing in Cadet Bands

18. On some occasions it may be necessary for CFAV musicians to perform as part of a cadet band. Under these circumstances, for the sake of uniformity the following dispensations are allowed – but only while CFAVs are formed up within the ranks of a cadet band:

- a. RAFVR(T) officers may wear berets and white cotton/nylon gloves
- b. CIs may wear clothing similar to that being worn by the cadets (including beret with ATC hat badge) but without any badges or insignia

NB. CFAV are not to wear musician badges or dress cords. Officers/WOs (ATC) are not to wear white webbing belts.

19. As soon as practicable after falling-out from the ranks of the band CFAV are to adopt the form of dress appropriate to their rank or status.

20. CFAV playing in pipe bands may wear Highland Dress as described in paragraph 16.

## Directors of Music and Bandmasters

21. RAFVR(T) Officers and WOs or SNCOs (ATC) acting as the Director of Music (DoM) or Bandmaster (BM) with a cadet band should wear uniform in keeping with that of the cadets. Guidance is provided in the table below:

Occasion	Cadet Uniform/Dress	DoM/BM
Training/Rehearsals	No 2C SD	No 2 SD
Formal Parade or Marching Band performance	No 2 SD	No 1 SD (with or without medals as appropriate)
	No 1 SD (where authorised)	
Concert	No 2 SD	No 1 SD without medals
	Salon Dress	No 4 or No 5 SD
Miscellaneous	Highland Dress (where authorised)	No 1 No 4 or No 5 SD (as befits the occasion) or Highland Dress

22. When No 1 SD is worn D of M and BM may wear white cotton/nylon gloves and carry a conductor's baton. SNCOs (ATC) may wear a white webbing belt.
23. The Principal Director of Music (Air Cadets) may, at their own expense, wear Full Dress Uniform and accoutrements appropriate to his or her rank and appointment as set out in the Dress Regulations promulgated by RAF HQ Music Services.

## BAND UNIFORMS – BADGES INSIGNIA AND ACCOUTREMENT

### BAND INSIGNIA

**Band Badges.** The following band badges are authorised:

**Trumpeter Badge.** Consisting of crossed trumpets in white metal or gold.



**Piper Badge.** Pipes in white metal.



**Drummer Badge.** A drum in white metal or gold.



**Other Musicians in Brass, Military and Pipe Bands.** A badge of white metal or gold comprising a lyre within a wreath.

### Bandsman





INSTRUMENTALIST



**Drum Major.** A badge of white metal comprising 4 inverted chevrons surmounted by a drum.



**Pipe Major.** A badge of white metal comprising 4 inverted chevrons surmounted by pipes.



Brassard

Dress Cords

Cadet Musicians in No 2 SD (with accoutrements)

Cadet Musicians in No 1 SD

Cadet Musician in Highland Dress

Director of Music in No 1 SD

Bandmaster in No 1 SD

Principal Director of Music (Air Cadets) in Full Dress Uniform

## CHAPTER 7

### ACO ORDERS OF DRESS - VGS (MALE & FEMALE)

Contents	Para No
<b>Introduction</b>	
No 1, 2, 3, 4, 5, 6, 7 and 8 Dress	
<b>No 14 Dress (Flying Clothing)</b>	<b>0601</b>
Occasions For Wear	<b>0602</b>
Hat, Male Personnel	<b>0603</b>
Hat, Female Personnel	<b>0604</b>
No 14A Dress - Flying Suit – Authorised Ensemble	<b>0605 - 0610</b>
No 14B Dress - Cold Weather Flying Jacket (Optional)	<b>0611</b>
Cold Weather Trousers	<b>0612</b>
DPM Jacket	<b>0613</b>
No 14C Dress - Black Leather Flying Jacket (Optional)	<b>0614</b>
Mixing of Uniform	<b>0615</b>
<b>Illustration</b> – No 14A & 14B Dress	
<b>Illustration</b> – No 14C Dress	

## Chapter 7 - Introduction

This Chapter illustrates, through a selection of illustrations and explanatory notes, the various orders of dress for ACO VGS Personnel. It also stipulates the occasions on which each type of uniform should be worn.

### **No 1, 2, 3, 4, 5, 6, 7 and 8 Dress – RAFVR(T) Officers (Male and Female) and Non-Commissioned VGS**

**0601.** The No 1, 2, 3, 4, 5, 6, 7 and 8 dresses are all identical to those prescribed for male personnel in Chap 2 and female personnel in Chap 3 of this manual and are worn on the same occasions.

### **No 14 Dress (Flying Clothing) – RAF Officers (Male And Female) and Non-Commissioned VGS**

**0602. Occasions for wear.** No 14 Dress is worn by all ranks, when actively employed on VGS duties unless otherwise ordered. It is not to be worn routinely in off base areas (See Chap 1, Para 0110 regarding travel to and from work). It is not to be worn in public areas of Officers' or Sergeants' Messes after 1900 hrs daily. When employed on ground administrative duties or when a standard dress is ordered, VGS personnel should wear the standard RAF No 2 Dress.

#### **0603. Hat – Male Personnel.**

- a. **Officers VGS.** Male officers are to wear the service issue No 1 Officers SD hat, beret or a forage cap with No 14 dress.
- b. **Non-commissioned VGS** are to wear the No 1 Airmens SD hat, beret or forage cap with appropriate cap badge.

#### **0604. Hat – Female Personnel.** The head-dress options for female personnel are as follows:

- a. **Officers VGS.** Female commissioned officers may either wear their own style, No 1 Officers SD hat, beret, forage cap or the airwomen's No 1 hat, with appropriate hat badge.
- b. **Female non-commissioned VGS** personnel may wear either a No 1 Airwoman's SD hat, a beret or forage cap with appropriate cap badge.

**0605. Flying Suit – (No 14A Dress).** A clean, serviceable, approved pattern olive drab (OD) flying suit is to be worn with rank shoulder slides displayed on both epaulettes. Sleeves are to be rolled down and fastened at the cuffs by the velcro fastenings. Badges should be positioned as follows:

- a. Name badge and aircrew brevet (if awarded) – on the left breast, approximately 4" (10 cm) below the shoulder seam. Unit crest – left shoulder.
- b. Squadron badge – right shoulder.

Only one further qualification badge may be worn.



**0606. Aircrew Vest.** Only a Service issue OD aircrew vest or flame retardant Sqn vest is to be worn with the roll neck (if applicable) folded down once.

**0607. Jersey.** A standard Service issue OD jersey may be worn, at the individual's discretion.

**0608. Socks.** Green only.

**0609. Boots.** Black, approved pattern flying boots, which are to be polished with Service issue silicon boot polish only.

**0610. Gloves.** Only approved pattern, Service issue gloves are to be worn.

**0611. Cold Weather Flying Jacket – (No 14B dress).** A Service issue cold weather flying jacket may be worn with a flying suit, at the individual's discretion. Appropriate badges of rank are to be worn and the jacket is to be fastened by both zip and buttons, with the cuffs secured by the velcro strips. **See Para 0615.**

**0612. Cold Weather Trousers.** Cold weather trousers may be worn for flying and squadron duties however; they are not to be worn in Officers' or Sergeants' Messes. **See Para 0615**

**0613. DPM Jacket.** A CS95/MTP-PCS outer jacket may be worn with flying clothing, in place of a cold weather flying jacket, at the individual's discretion. **See Para 0615**

**0614. Blue Leather Flying Jacket – (No 14C dress).** A blue leather flying jacket of the standard approved pattern (in accordance with **RAF GAI 6076**) may be purchased at personal expense and worn with flying clothing, on the ground only. **See Para 0615.**

**0615. Mixing of Uniform.** Cold weather flying jackets, cold weather trousers, CS95/PCS-MTP outer jackets and black leather flying jackets, are only for wear with service issue flying suits. Under no circumstances are any of these items to be worn with other orders of dress e.g. No 2 Dress uniform.

RAFVR(T) and ATC wearing of insignia has not been ratified because of FOD hazards, however this only applies within the aircraft and the threshold area of FOD. Insignia must be worn outside the threshold area at all times.

**RAF No 14 DRESS – VGS – MALE AND FEMALE**

**RAF No 14A VGS Officer**



**RAF No 14 A VGS Inst Cadet**



**RAF No 14B VGS (Optional)**



**RAF No 14C DRESS VGS – MALE AND FEMALE**



**Shown with 'optional' Forage Cap**

Optional Flying leather jacket  
(in accordance with **RAF GAI 6076**)

**VR(T) OFFICERS' BADGES**



CAP BADGE



DISTINGUISHING BADGE

---

**ADULT WARRANT OFFICERS' BADGES**



CAP BADGE



CAP BADGE  
Small Badge for Beret



DISTINGUISHING BADGE



WARRANT OFFICER  
Ex RAF Warrant Officer or equivalent other services



ATC ADULT WARRANT OFFICER  
No previous regular service



ADULT SERGEANT



ADULT FLIGHT SERGEANT